

Occupation Overview

EMSI Q2 2015 Data Set

225 Keith Street SW
Cleveland, Tennessee 37311
423.472.6587

Parameters

Occupations

786 items selected. See Appendix A for details.

Regions

Code	Description
47011	Bradley County, TN
47065	Hamilton County, TN
47107	McMinn County, TN
47121	Meigs County, TN
47139	Polk County, TN
47143	Rhea County, TN

Timeframe

2014 - 2024

Datarun

2015.2 – QCEW Employees, Non-QCEW Employees, Self-Employed, and Extended Proprietors

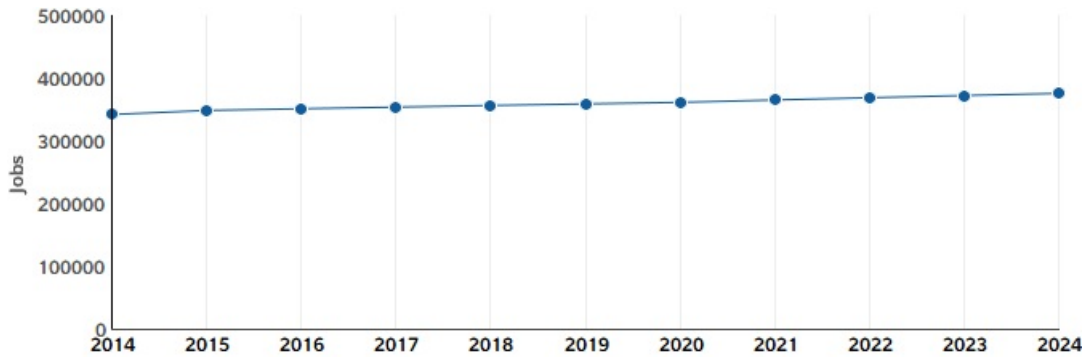
786 Occupations in 6 Counties

Occupation Summary for 786 Occupations

<p>349,178 Jobs (2015) 0% above National average</p>	<p>+9.8% % Change (2014-2024) Nation: +14.0%</p>	<p>\$17.29/hr Median Hourly Earnings Nation: \$19.51/hr</p>
--	--	--

Growth

<h2>342,696</h2> <p>2014 Jobs</p>	<h2>376,340</h2> <p>2024 Jobs</p>	<h2>33,644</h2> <p>Change (2014-2024)</p>	<h2>9.8%</h2> <p>% Change (2014-2024)</p>
-----------------------------------	-----------------------------------	---	---



Occupation	2014 Jobs	2024 Jobs	Change	% Change
Chief Executives (11-1011)	803	928	125	16%
General and Operations Managers (11-1021)	4,056	4,428	372	9%
Legislators (11-1031)	80	85	5	6%
Advertising and Promotions Managers (11-2011)	46	48	2	4%
Marketing Managers (11-2021)	288	357	69	24%
Sales Managers (11-2022)	938	1,040	102	11%
Public Relations and Fundraising Managers (11-2031)	79	90	11	14%
Administrative Services Managers (11-3011)	472	528	56	12%
Computer and Information Systems Managers (11-3021)	368	449	81	22%
Financial Managers (11-3031)	1,435	1,711	276	19%
Industrial Production Managers (11-3051)	612	609	-3	0%
Purchasing Managers (11-3061)	214	215	1	0%
Transportation, Storage, and Distribution Managers (11-3071)	389	407	18	5%

Compensation and Benefits Managers (11-3111)	19	21	2	11%
Human Resources Managers (11-3121)	286	334	48	17%
Training and Development Managers (11-3131)	86	95	9	10%
Farmers, Ranchers, and Other Agricultural Managers (11-9013)	3,064	2,519	-545	-18%
Construction Managers (11-9021)	1,004	894	-110	-11%
Education Administrators, Preschool and Childcare Center/Program (11-9031)	132	154	22	17%
Education Administrators, Elementary and Secondary School (11-9032)	479	493	14	3%
Education Administrators, Postsecondary (11-9033)	312	307	-5	-2%
Education Administrators, All Other (11-9039)	143	147	4	3%
Architectural and Engineering Managers (11-9041)	363	399	36	10%
Food Service Managers (11-9051)	1,292	1,332	40	3%
Funeral Service Managers (11-9061)	12	14	2	17%
Gaming Managers (11-9071)	0	0	0	0%
Lodging Managers (11-9081)	305	299	-6	-2%
Medical and Health Services Managers (11-9111)	714	838	124	17%
Natural Sciences Managers (11-9121)	31	35	4	13%
Postmasters and Mail Superintendents (11-9131)	26	27	1	4%
Property, Real Estate, and Community Association Managers (11-9141)	2,001	2,376	375	19%
Social and Community Service Managers (11-9151)	235	277	42	18%
Emergency Management Directors (11-9161)	9	10	1	11%
Managers, All Other (11-9199)	2,541	2,814	273	11%
Agents and Business Managers of Artists, Performers, and Athletes (13-1011)	64	77	13	20%
Buyers and Purchasing Agents, Farm Products (13-1021)	15	15	0	0%

Wholesale and Retail Buyers, Except Farm Products (13-1022)	367	403	36	10%
Purchasing Agents, Except Wholesale, Retail, and Farm Products (13-1023)	432	486	54	13%
Claims Adjusters, Examiners, and Investigators (13-1031)	264	277	13	5%
Insurance Appraisers, Auto Damage (13-1032)	9	9	0	0%
Compliance Officers (13-1041)	538	562	24	4%
Cost Estimators (13-1051)	355	442	87	25%
Human Resources Specialists (13-1071)	778	888	110	14%
Farm Labor Contractors (13-1074)	1	2	1	100%
Labor Relations Specialists (13-1075)	132	135	3	2%
Logisticians (13-1081)	298	361	63	21%
Management Analysts (13-1111)	1,255	1,566	311	25%
Meeting, Convention, and Event Planners (13-1121)	207	270	63	30%
Fundraisers (13-1131)	167	185	18	11%
Compensation, Benefits, and Job Analysis Specialists (13-1141)	113	126	13	12%
Training and Development Specialists (13-1151)	468	538	70	15%
Market Research Analysts and Marketing Specialists (13-1161)	560	785	225	40%
Business Operations Specialists, All Other (13-1199)	1,227	1,365	138	11%
Accountants and Auditors (13-2011)	2,035	2,315	280	14%
Appraisers and Assessors of Real Estate (13-2021)	619	646	27	4%
Budget Analysts (13-2031)	45	52	7	16%
Credit Analysts (13-2041)	118	131	13	11%
Financial Analysts (13-2051)	437	464	27	6%
Personal Financial Advisors (13-2052)	1,824	2,837	1,013	56%

Insurance Underwriters (13-2053)	151	135	-16	-11%
Financial Examiners (13-2061)	72	72	0	0%
Credit Counselors (13-2071)	48	60	12	25%
Loan Officers (13-2072)	635	608	-27	-4%
Tax Examiners and Collectors, and Revenue Agents (13-2081)	75	69	-6	-8%
Tax Preparers (13-2082)	235	260	25	11%
Financial Specialists, All Other (13-2099)	208	250	42	20%
Computer and Information Research Scientists (15-1111)	14	16	2	14%
Computer Systems Analysts (15-1121)	928	1,168	240	26%
Information Security Analysts (15-1122)	106	140	34	32%
Computer Programmers (15-1131)	399	433	34	9%
Software Developers, Applications (15-1132)	359	483	124	35%
Software Developers, Systems Software (15-1133)	214	280	66	31%
Web Developers (15-1134)	267	362	95	36%
Database Administrators (15-1141)	123	155	32	26%
Network and Computer Systems Administrators (15-1142)	497	563	66	13%
Computer Network Architects (15-1143)	82	107	25	30%
Computer User Support Specialists (15-1151)	712	870	158	22%
Computer Network Support Specialists (15-1152)	186	218	32	17%
Computer Occupations, All Other (15-1199)	164	182	18	11%
Actuaries (15-2011)	14	19	5	36%
Mathematicians (15-2021)	4	5	1	25%
Operations Research Analysts (15-2031)	80	108	28	35%
Statisticians (15-2041)	64	75	11	17%
Mathematical Technicians (15-2091)	2	2	0	0%

Mathematical Science Occupations, All Other (15-2099)	2	3	1	50%
Architects, Except Landscape and Naval (17-1011)	184	184	0	0%
Landscape Architects (17-1012)	46	46	0	0%
Cartographers and Photogrammetrists (17-1021)	28	33	5	18%
Surveyors (17-1022)	72	81	9	13%
Aerospace Engineers (17-2011)	42	46	4	10%
Agricultural Engineers (17-2021)	2	2	0	0%
Biomedical Engineers (17-2031)	10	14	4	40%
Chemical Engineers (17-2041)	54	59	5	9%
Civil Engineers (17-2051)	608	714	106	17%
Computer Hardware Engineers (17-2061)	133	132	-1	-1%
Electrical Engineers (17-2071)	430	463	33	8%
Electronics Engineers, Except Computer (17-2072)	131	160	29	22%
Environmental Engineers (17-2081)	77	87	10	13%
Health and Safety Engineers, Except Mining Safety Engineers and Inspectors (17-2111)	78	80	2	3%
Industrial Engineers (17-2112)	863	907	44	5%
Marine Engineers and Naval Architects (17-2121)	5	7	2	40%
Materials Engineers (17-2131)	62	63	1	2%
Mechanical Engineers (17-2141)	632	713	81	13%
Mining and Geological Engineers, Including Mining Safety Engineers (17-2151)	4	5	1	25%
Nuclear Engineers (17-2161)	87	83	-4	-5%
Petroleum Engineers (17-2171)	94	102	8	9%
Engineers, All Other (17-2199)	309	330	21	7%
Architectural and Civil Drafters (17-3011)	159	150	-9	-6%
Electrical and Electronics Drafters (17-3012)	88	98	10	11%

Mechanical Drafters (17-3013)	232	226	-6	-3%
Drafters, All Other (17-3019)	33	34	1	3%
Aerospace Engineering and Operations Technicians (17-3021)	6	6	0	0%
Civil Engineering Technicians (17-3022)	86	94	8	9%
Electrical and Electronics Engineering Technicians (17-3023)	240	251	11	5%
Electro-Mechanical Technicians (17-3024)	25	26	1	4%
Environmental Engineering Technicians (17-3025)	19	23	4	21%
Industrial Engineering Technicians (17-3026)	305	291	-14	-5%
Mechanical Engineering Technicians (17-3027)	129	143	14	11%
Engineering Technicians, Except Drafters, All Other (17-3029)	80	89	9	11%
Surveying and Mapping Technicians (17-3031)	122	126	4	3%
Animal Scientists (19-1011)	3	4	1	33%
Food Scientists and Technologists (19-1012)	24	27	3	13%
Soil and Plant Scientists (19-1013)	18	22	4	22%
Biochemists and Biophysicists (19-1021)	12	14	2	17%
Microbiologists (19-1022)	12	14	2	17%
Zoologists and Wildlife Biologists (19-1023)	7	8	1	14%
Biological Scientists, All Other (19-1029)	22	23	1	5%
Conservation Scientists (19-1031)	26	24	-2	-8%
Foresters (19-1032)	8	8	0	0%
Epidemiologists (19-1041)	3	3	0	0%
Medical Scientists, Except Epidemiologists (19-1042)	28	40	12	43%
Life Scientists, All Other (19-1099)	5	7	2	40%
Astronomers (19-2011)	2	2	0	0%

Physicists (19-2012)	10	11	1	10%
Atmospheric and Space Scientists (19-2021)	9	10	1	11%
Chemists (19-2031)	121	122	1	1%
Materials Scientists (19-2032)	7	7	0	0%
Environmental Scientists and Specialists, Including Health (19-2041)	95	109	14	15%
Geoscientists, Except Hydrologists and Geographers (19-2042)	26	31	5	19%
Hydrologists (19-2043)	7	8	1	14%
Physical Scientists, All Other (19-2099)	25	29	4	16%
Economists (19-3011)	8	11	3	38%
Survey Researchers (19-3022)	13	24	11	85%
Clinical, Counseling, and School Psychologists (19-3031)	565	671	106	19%
Industrial-Organizational Psychologists (19-3032)	5	7	2	40%
Psychologists, All Other (19-3039)	100	119	19	19%
Sociologists (19-3041)	1	2	1	100%
Urban and Regional Planners (19-3051)	39	43	4	10%
Anthropologists and Archeologists (19-3091)	8	9	1	13%
Geographers (19-3092)	2	2	0	0%
Historians (19-3093)	15	12	-3	-20%
Political Scientists (19-3094)	5	7	2	40%
Social Scientists and Related Workers, All Other (19-3099)	17	21	4	24%
Agricultural and Food Science Technicians (19-4011)	21	21	0	0%
Biological Technicians (19-4021)	38	43	5	13%
Chemical Technicians (19-4031)	225	183	-42	-19%
Geological and Petroleum Technicians (19-4041)	5	5	0	0%

Nuclear Technicians (19-4051)	20	22	2	10%
Social Science Research Assistants (19-4061)	26	34	8	31%
Environmental Science and Protection Technicians, Including Health (19-4091)	37	43	6	16%
Forensic Science Technicians (19-4092)	7	9	2	29%
Forest and Conservation Technicians (19-4093)	72	67	-5	-7%
Life, Physical, and Social Science Technicians, All Other (19-4099)	49	62	13	27%
Substance Abuse and Behavioral Disorder Counselors (21-1011)	178	227	49	28%
Educational, Guidance, School, and Vocational Counselors (21-1012)	367	399	32	9%
Marriage and Family Therapists (21-1013)	46	60	14	30%
Mental Health Counselors (21-1014)	175	229	54	31%
Rehabilitation Counselors (21-1015)	186	239	53	28%
Counselors, All Other (21-1019)	75	85	10	13%
Child, Family, and School Social Workers (21-1021)	457	520	63	14%
Healthcare Social Workers (21-1022)	259	314	55	21%
Mental Health and Substance Abuse Social Workers (21-1023)	150	190	40	27%
Social Workers, All Other (21-1029)	69	75	6	9%
Health Educators (21-1091)	79	94	15	19%
Probation Officers and Correctional Treatment Specialists (21-1092)	103	103	0	0%
Social and Human Service Assistants (21-1093)	245	346	101	41%
Community Health Workers (21-1094)	115	135	20	17%
Community and Social Service Specialists, All Other (21-1099)	117	135	18	15%
Clergy (21-2011)	851	923	72	8%

Directors, Religious Activities and Education (21-2021)	453	491	38	8%
Religious Workers, All Other (21-2099)	199	215	16	8%
Lawyers (23-1011)	1,131	1,288	157	14%
Judicial Law Clerks (23-1012)	3	3	0	0%
Administrative Law Judges, Adjudicators, and Hearing Officers (23-1021)	11	11	0	0%
Arbitrators, Mediators, and Conciliators (23-1022)	8	8	0	0%
Judges, Magistrate Judges, and Magistrates (23-1023)	20	21	1	5%
Paralegals and Legal Assistants (23-2011)	499	540	41	8%
Court Reporters (23-2091)	66	64	-2	-3%
Title Examiners, Abstractors, and Searchers (23-2093)	89	108	19	21%
Legal Support Workers, All Other (23-2099)	71	79	8	11%
Postsecondary Teachers (25-1099)	1,925	1,990	65	3%
Preschool Teachers, Except Special Education (25-2011)	887	1,039	152	17%
Kindergarten Teachers, Except Special Education (25-2012)	252	275	23	9%
Elementary School Teachers, Except Special Education (25-2021)	2,735	2,924	189	7%
Middle School Teachers, Except Special and Career/Technical Education (25-2022)	719	785	66	9%
Career/Technical Education Teachers, Middle School (25-2023)	4	4	0	0%
Secondary School Teachers, Except Special and Career/Technical Education (25-2031)	2,387	2,429	42	2%
Career/Technical Education Teachers, Secondary School (25-2032)	227	228	1	0%
Special Education Teachers, Preschool (25-2051)	19	23	4	21%
Special Education Teachers, Kindergarten and Elementary School (25-2052)	216	223	7	3%

Special Education Teachers, Middle School (25-2053)	64	66	2	3%
Special Education Teachers, Secondary School (25-2054)	173	176	3	2%
Special Education Teachers, All Other (25-2059)	16	19	3	19%
Adult Basic and Secondary Education and Literacy Teachers and Instructors (25-3011)	115	135	20	17%
Self-Enrichment Education Teachers (25-3021)	817	980	163	20%
Substitute Teachers (25-3098)	545	594	49	9%
Teachers and Instructors, All Other (25-3099)	654	780	126	19%
Archivists (25-4011)	6	7	1	17%
Curators (25-4012)	18	18	0	0%
Museum Technicians and Conservators (25-4013)	9	9	0	0%
Librarians (25-4021)	173	183	10	6%
Library Technicians (25-4031)	286	300	14	5%
Audio-Visual and Multimedia Collections Specialists (25-9011)	15	15	0	0%
Farm and Home Management Advisors (25-9021)	9	11	2	22%
Instructional Coordinators (25-9031)	135	165	30	22%
Teacher Assistants (25-9041)	1,826	1,944	118	6%
Education, Training, and Library Workers, All Other (25-9099)	111	127	16	14%
Art Directors (27-1011)	192	218	26	14%
Craft Artists (27-1012)	113	133	20	18%
Fine Artists, Including Painters, Sculptors, and Illustrators (27-1013)	114	126	12	11%
Multimedia Artists and Animators (27-1014)	196	224	28	14%
Artists and Related Workers, All Other (27-1019)	69	75	6	9%
Commercial and Industrial Designers (27-1021)	87	105	18	21%

Fashion Designers (27-1022)	39	37	-2	-5%
Floral Designers (27-1023)	153	138	-15	-10%
Graphic Designers (27-1024)	686	764	78	11%
Interior Designers (27-1025)	198	233	35	18%
Merchandise Displayers and Window Trimmers (27-1026)	232	251	19	8%
Set and Exhibit Designers (27-1027)	28	26	-2	-7%
Designers, All Other (27-1029)	20	24	4	20%
Actors (27-2011)	111	137	26	23%
Producers and Directors (27-2012)	118	134	16	14%
Athletes and Sports Competitors (27-2021)	39	50	11	28%
Coaches and Scouts (27-2022)	408	476	68	17%
Umpires, Referees, and Other Sports Officials (27-2023)	64	75	11	17%
Dancers (27-2031)	38	45	7	18%
Choreographers (27-2032)	11	13	2	18%
Music Directors and Composers (27-2041)	236	267	31	13%
Musicians and Singers (27-2042)	791	950	159	20%
Entertainers and Performers, Sports and Related Workers, All Other (27-2099)	176	192	16	9%
Radio and Television Announcers (27-3011)	106	132	26	25%
Public Address System and Other Announcers (27-3012)	62	84	22	35%
Broadcast News Analysts (27-3021)	19	24	5	26%
Reporters and Correspondents (27-3022)	109	108	-1	-1%
Public Relations Specialists (27-3031)	273	309	36	13%
Editors (27-3041)	252	286	34	13%
Technical Writers (27-3042)	67	79	12	18%

Writers and Authors (27-3043)	539	657	118	22%
Interpreters and Translators (27-3091)	332	381	49	15%
Media and Communication Workers, All Other (27-3099)	103	111	8	8%
Audio and Video Equipment Technicians (27-4011)	107	129	22	21%
Broadcast Technicians (27-4012)	34	34	0	0%
Radio Operators (27-4013)	3	3	0	0%
Sound Engineering Technicians (27-4014)	42	49	7	17%
Photographers (27-4021)	1,101	1,064	-37	-3%
Camera Operators, Television, Video, and Motion Picture (27-4031)	42	45	3	7%
Film and Video Editors (27-4032)	33	37	4	12%
Media and Communication Equipment Workers, All Other (27-4099)	45	39	-6	-13%
Chiropractors (29-1011)	105	92	-13	-12%
Dentists, General (29-1021)	181	246	65	36%
Oral and Maxillofacial Surgeons (29-1022)	17	21	4	24%
Orthodontists (29-1023)	15	19	4	27%
Prosthodontists (29-1024)	1	1	0	0%
Dentists, All Other Specialists (29-1029)	22	22	0	0%
Dietitians and Nutritionists (29-1031)	128	163	35	27%
Optometrists (29-1041)	103	109	6	6%
Pharmacists (29-1051)	546	626	80	15%
Anesthesiologists (29-1061)	91	116	25	27%
Family and General Practitioners (29-1062)	224	293	69	31%
Internists, General (29-1063)	204	236	32	16%
Obstetricians and Gynecologists (29-1064)	62	76	14	23%
Pediatricians, General (29-1065)	96	116	20	21%

Psychiatrists (29-1066)	39	50	11	28%
Surgeons (29-1067)	238	286	48	20%
Physicians and Surgeons, All Other (29-1069)	756	913	157	21%
Physician Assistants (29-1071)	182	262	80	44%
Podiatrists (29-1081)	33	38	5	15%
Occupational Therapists (29-1122)	180	228	48	27%
Physical Therapists (29-1123)	555	708	153	28%
Radiation Therapists (29-1124)	56	66	10	18%
Recreational Therapists (29-1125)	39	41	2	5%
Respiratory Therapists (29-1126)	356	406	50	14%
Speech-Language Pathologists (29-1127)	263	324	61	23%
Exercise Physiologists (29-1128)	35	39	4	11%
Therapists, All Other (29-1129)	114	134	20	18%
Veterinarians (29-1131)	165	225	60	36%
Registered Nurses (29-1141)	6,120	7,013	893	15%
Nurse Anesthetists (29-1151)	180	213	33	18%
Nurse Midwives (29-1161)	4	7	3	75%
Nurse Practitioners (29-1171)	439	564	125	28%
Audiologists (29-1181)	39	53	14	36%
Health Diagnosing and Treating Practitioners, All Other (29-1199)	152	200	48	32%
Medical and Clinical Laboratory Technologists (29-2011)	309	350	41	13%
Medical and Clinical Laboratory Technicians (29-2012)	386	473	87	23%
Dental Hygienists (29-2021)	422	526	104	25%
Cardiovascular Technologists and Technicians (29-2031)	140	179	39	28%

Diagnostic Medical Sonographers (29-2032)	161	225	64	40%
Nuclear Medicine Technologists (29-2033)	57	68	11	19%
Radiologic Technologists (29-2034)	541	638	97	18%
Magnetic Resonance Imaging Technologists (29-2035)	101	118	17	17%
Emergency Medical Technicians and Paramedics (29-2041)	548	681	133	24%
Dietetic Technicians (29-2051)	132	146	14	11%
Pharmacy Technicians (29-2052)	1,048	1,214	166	16%
Psychiatric Technicians (29-2053)	57	56	-1	-2%
Respiratory Therapy Technicians (29-2054)	19	23	4	21%
Surgical Technologists (29-2055)	235	299	64	27%
Veterinary Technologists and Technicians (29-2056)	196	270	74	38%
Ophthalmic Medical Technicians (29-2057)	94	119	25	27%
Licensed Practical and Licensed Vocational Nurses (29-2061)	1,894	2,176	282	15%
Medical Records and Health Information Technicians (29-2071)	476	557	81	17%
Opticians, Dispensing (29-2081)	134	150	16	12%
Orthotists and Prosthetists (29-2091)	9	11	2	22%
Hearing Aid Specialists (29-2092)	13	15	2	15%
Health Technologists and Technicians, All Other (29-2099)	97	138	41	42%
Occupational Health and Safety Specialists (29-9011)	145	151	6	4%
Occupational Health and Safety Technicians (29-9012)	49	51	2	4%
Athletic Trainers (29-9091)	84	100	16	19%
Genetic Counselors (29-9092)	6	9	3	50%
Healthcare Practitioners and Technical Workers, All	2,220	2,412	192	8%

Other (29-9099)	229	242	13	0%
Home Health Aides (31-1011)	748	1,109	361	48%
Psychiatric Aides (31-1013)	108	111	3	3%
Nursing Assistants (31-1014)	2,890	3,277	387	13%
Orderlies (31-1015)	106	122	16	15%
Occupational Therapy Assistants (31-2011)	81	113	32	40%
Occupational Therapy Aides (31-2012)	6	10	4	67%
Physical Therapist Assistants (31-2021)	392	484	92	23%
Physical Therapist Aides (31-2022)	149	200	51	34%
Massage Therapists (31-9011)	502	675	173	34%
Dental Assistants (31-9091)	581	691	110	19%
Medical Assistants (31-9092)	1,914	2,368	454	24%
Medical Equipment Preparers (31-9093)	78	96	18	23%
Medical Transcriptionists (31-9094)	207	251	44	21%
Pharmacy Aides (31-9095)	62	73	11	18%
Veterinary Assistants and Laboratory Animal Caretakers (31-9096)	138	163	25	18%
Phlebotomists (31-9097)	240	283	43	18%
Healthcare Support Workers, All Other (31-9099)	85	105	20	24%
First-Line Supervisors of Correctional Officers (33-1011)	52	54	2	4%
First-Line Supervisors of Police and Detectives (33-1012)	246	250	4	2%
First-Line Supervisors of Fire Fighting and Prevention Workers (33-1021)	267	277	10	4%
First-Line Supervisors of Protective Service Workers, All Other (33-1099)	72	90	18	25%
Firefighters (33-2011)	468	504	36	8%
Fire Inspectors and Investigators (33-2021)	13	14	1	8%

Forest Fire Inspectors and Prevention Specialists (33-2022)	2	2	0	0%
Bailiffs (33-3011)	41	43	2	5%
Correctional Officers and Jailers (33-3012)	516	552	36	7%
Detectives and Criminal Investigators (33-3021)	170	174	4	2%
Fish and Game Wardens (33-3031)	3	3	0	0%
Parking Enforcement Workers (33-3041)	10	11	1	10%
Police and Sheriff's Patrol Officers (33-3051)	1,216	1,288	72	6%
Transit and Railroad Police (33-3052)	7	7	0	0%
Animal Control Workers (33-9011)	23	25	2	9%
Private Detectives and Investigators (33-9021)	135	177	42	31%
Gaming Surveillance Officers and Gaming Investigators (33-9031)	1	1	0	0%
Security Guards (33-9032)	2,073	2,590	517	25%
Crossing Guards (33-9091)	89	96	7	8%
Lifeguards, Ski Patrol, and Other Recreational Protective Service Workers (33-9092)	220	242	22	10%
Transportation Security Screeners (33-9093)	66	72	6	9%
Protective Service Workers, All Other (33-9099)	81	94	13	16%
Chefs and Head Cooks (35-1011)	249	278	29	12%
First-Line Supervisors of Food Preparation and Serving Workers (35-1012)	1,922	2,065	143	7%
Cooks, Fast Food (35-2011)	802	773	-29	-4%
Cooks, Institution and Cafeteria (35-2012)	1,170	1,284	114	10%
Cooks, Private Household (35-2013)	4	5	1	25%
Cooks, Restaurant (35-2014)	2,069	2,482	413	20%
Cooks, Short Order (35-2015)	429	427	-2	0%
Cooks, All Other (35-2019)	55	65	10	18%

Food Preparation Workers (35-2021)	1,215	1,368	153	13%
Bartenders (35-3011)	481	560	79	16%
Combined Food Preparation and Serving Workers, Including Fast Food (35-3021)	6,554	6,871	317	5%
Counter Attendants, Cafeteria, Food Concession, and Coffee Shop (35-3022)	434	475	41	9%
Waiters and Waitresses (35-3031)	5,255	5,818	563	11%
Food Servers, Nonrestaurant (35-3041)	694	766	72	10%
Dining Room and Cafeteria Attendants and Bartender Helpers (35-9011)	510	598	88	17%
Dishwashers (35-9021)	891	1,002	111	12%
Hosts and Hostesses, Restaurant, Lounge, and Coffee Shop (35-9031)	822	919	97	12%
Food Preparation and Serving Related Workers, All Other (35-9099)	77	86	9	12%
First-Line Supervisors of Housekeeping and Janitorial Workers (37-1011)	604	662	58	10%
First-Line Supervisors of Landscaping, Lawn Service, and Groundskeeping Workers (37-1012)	419	463	44	11%
Janitors and Cleaners, Except Maids and Housekeeping Cleaners (37-2011)	6,390	7,418	1,028	16%
Maids and Housekeeping Cleaners (37-2012)	3,770	4,245	475	13%
Building Cleaning Workers, All Other (37-2019)	56	66	10	18%
Pest Control Workers (37-2021)	216	173	-43	-20%
Landscaping and Groundskeeping Workers (37-3011)	2,525	3,004	479	19%
Pesticide Handlers, Sprayers, and Applicators, Vegetation (37-3012)	33	43	10	30%
Tree Trimmers and Pruners (37-3013)	125	159	34	27%
Grounds Maintenance Workers, All Other (37-3019)	133	145	12	9%
Gaming Supervisors (39-1011)	26	28	2	8%
Slot Supervisors (39-1012)	10	10	0	0%

First-Line Supervisors of Personal Service Workers (39-1021)	465	503	38	8%
Animal Trainers (39-2011)	271	258	-13	-5%
Nonfarm Animal Caretakers (39-2021)	1,572	1,561	-11	-1%
Gaming Dealers (39-3011)	19	27	8	42%
Gaming and Sports Book Writers and Runners (39-3012)	7	9	2	29%
Gaming Service Workers, All Other (39-3019)	8	12	4	50%
Motion Picture Projectionists (39-3021)	5	4	-1	-20%
Ushers, Lobby Attendants, and Ticket Takers (39-3031)	99	103	4	4%
Amusement and Recreation Attendants (39-3091)	514	552	38	7%
Costume Attendants (39-3092)	4	5	1	25%
Locker Room, Coatroom, and Dressing Room Attendants (39-3093)	17	19	2	12%
Entertainment Attendants and Related Workers, All Other (39-3099)	35	40	5	14%
Embalmers (39-4011)	7	6	-1	-14%
Funeral Attendants (39-4021)	77	71	-6	-8%
Morticians, Undertakers, and Funeral Directors (39-4031)	69	71	2	3%
Barbers (39-5011)	147	176	29	20%
Hairdressers, Hairstylists, and Cosmetologists (39-5012)	1,889	2,316	427	23%
Makeup Artists, Theatrical and Performance (39-5091)	19	23	4	21%
Manicurists and Pedicurists (39-5092)	259	350	91	35%
Shampooers (39-5093)	59	77	18	31%
Skincare Specialists (39-5094)	178	225	47	26%
Baggage Porters and Bellhops (39-6011)	39	46	7	18%

Concierges (39-6012)	39	48	9	23%
Tour Guides and Escorts (39-7011)	219	244	25	11%
Travel Guides (39-7012)	43	56	13	30%
Childcare Workers (39-9011)	2,492	2,669	177	7%
Personal Care Aides (39-9021)	2,437	3,182	745	31%
Fitness Trainers and Aerobics Instructors (39-9031)	510	588	78	15%
Recreation Workers (39-9032)	868	986	118	14%
Residential Advisors (39-9041)	383	441	58	15%
Personal Care and Service Workers, All Other (39-9099)	463	495	32	7%
First-Line Supervisors of Retail Sales Workers (41-1011)	4,410	4,403	-7	0%
First-Line Supervisors of Non-Retail Sales Workers (41-1012)	1,170	1,254	84	7%
Cashiers (41-2011)	6,528	6,513	-15	0%
Gaming Change Persons and Booth Cashiers (41-2012)	5	5	0	0%
Counter and Rental Clerks (41-2021)	774	847	73	9%
Parts Salespersons (41-2022)	392	433	41	10%
Retail Salespersons (41-2031)	8,884	9,426	542	6%
Advertising Sales Agents (41-3011)	224	249	25	11%
Insurance Sales Agents (41-3021)	2,411	2,707	296	12%
Securities, Commodities, and Financial Services Sales Agents (41-3031)	1,264	1,648	384	30%
Travel Agents (41-3041)	80	104	24	30%
Sales Representatives, Services, All Other (41-3099)	1,291	1,587	296	23%
Sales Representatives, Wholesale and Manufacturing, Technical and Scientific Products (41-4011)	560	599	39	7%
Sales Representatives, Wholesale and				

Manufacturing, Except Technical and Scientific Products (41-4012)	2,162	2,364	202	9%
Demonstrators and Product Promoters (41-9011)	201	212	11	5%
Models (41-9012)	34	42	8	24%
Real Estate Brokers (41-9021)	1,027	1,159	132	13%
Real Estate Sales Agents (41-9022)	5,568	6,305	737	13%
Sales Engineers (41-9031)	32	45	13	41%
Telemarketers (41-9041)	202	330	128	63%
Door-to-Door Sales Workers, News and Street Vendors, and Related Workers (41-9091)	1,741	1,906	165	9%
Sales and Related Workers, All Other (41-9099)	359	392	33	9%
First-Line Supervisors of Office and Administrative Support Workers (43-1011)	2,947	3,264	317	11%
Switchboard Operators, Including Answering Service (43-2011)	307	288	-19	-6%
Telephone Operators (43-2021)	20	24	4	20%
Communications Equipment Operators, All Other (43-2099)	4	4	0	0%
Bill and Account Collectors (43-3011)	690	789	99	14%
Billing and Posting Clerks (43-3021)	1,179	1,376	197	17%
Bookkeeping, Accounting, and Auditing Clerks (43-3031)	3,500	3,889	389	11%
Gaming Cage Workers (43-3041)	4	5	1	25%
Payroll and Timekeeping Clerks (43-3051)	317	354	37	12%
Procurement Clerks (43-3061)	133	136	3	2%
Tellers (43-3071)	1,064	1,013	-51	-5%
Financial Clerks, All Other (43-3099)	25	32	7	28%
Brokerage Clerks (43-4011)	55	54	-1	-2%
Correspondence Clerks (43-4021)	16	17	1	6%
Court, Municipal, and License Clerks (43-4031)	225	254	29	13%

Credit Authorizers, Checkers, and Clerks (43-4041)	44	52	8	18%
Customer Service Representatives (43-4051)	6,210	7,151	941	15%
Eligibility Interviewers, Government Programs (43-4061)	210	217	7	3%
File Clerks (43-4071)	419	422	3	1%
Hotel, Motel, and Resort Desk Clerks (43-4081)	616	715	99	16%
Interviewers, Except Eligibility and Loan (43-4111)	762	830	68	9%
Library Assistants, Clerical (43-4121)	161	185	24	15%
Loan Interviewers and Clerks (43-4131)	295	309	14	5%
New Accounts Clerks (43-4141)	76	69	-7	-9%
Order Clerks (43-4151)	431	405	-26	-6%
Human Resources Assistants, Except Payroll and Timekeeping (43-4161)	264	272	8	3%
Receptionists and Information Clerks (43-4171)	2,139	2,447	308	14%
Reservation and Transportation Ticket Agents and Travel Clerks (43-4181)	47	46	-1	-2%
Information and Record Clerks, All Other (43-4199)	223	230	7	3%
Cargo and Freight Agents (43-5011)	84	97	13	15%
Couriers and Messengers (43-5021)	550	600	50	9%
Police, Fire, and Ambulance Dispatchers (43-5031)	317	335	18	6%
Dispatchers, Except Police, Fire, and Ambulance (43-5032)	371	427	56	15%
Meter Readers, Utilities (43-5041)	159	147	-12	-8%
Postal Service Clerks (43-5051)	115	105	-10	-9%
Postal Service Mail Carriers (43-5052)	511	491	-20	-4%
Postal Service Mail Sorters, Processors, and Processing Machine Operators (43-5053)	175	162	-13	-7%
Production, Planning, and Expediting Clerks (43-5061)	597	639	42	7%

Shipping, Receiving, and Traffic Clerks (43-5071)	1,530	1,541	11	1%
Stock Clerks and Order Fillers (43-5081)	3,472	3,771	299	9%
Weighers, Measurers, Checkers, and Samplers, Recordkeeping (43-5111)	164	177	13	8%
Executive Secretaries and Executive Administrative Assistants (43-6011)	1,025	1,067	42	4%
Legal Secretaries (43-6012)	273	249	-24	-9%
Medical Secretaries (43-6013)	786	1,107	321	41%
Secretaries and Administrative Assistants, Except Legal, Medical, and Executive (43-6014)	5,730	6,247	517	9%
Computer Operators (43-9011)	174	165	-9	-5%
Data Entry Keyers (43-9021)	698	592	-106	-15%
Word Processors and Typists (43-9022)	129	129	0	0%
Desktop Publishers (43-9031)	38	34	-4	-11%
Insurance Claims and Policy Processing Clerks (43-9041)	253	276	23	9%
Mail Clerks and Mail Machine Operators, Except Postal Service (43-9051)	188	177	-11	-6%
Office Clerks, General (43-9061)	5,744	6,153	409	7%
Office Machine Operators, Except Computer (43-9071)	54	58	4	7%
Proofreaders and Copy Markers (43-9081)	18	21	3	17%
Statistical Assistants (43-9111)	12	14	2	17%
Office and Administrative Support Workers, All Other (43-9199)	452	478	26	6%
First-Line Supervisors of Farming, Fishing, and Forestry Workers (45-1011)	44	42	-2	-5%
Agricultural Inspectors (45-2011)	29	28	-1	-3%
Animal Breeders (45-2021)	2	2	0	0%
Graders and Sorters, Agricultural Products (45-2041)	33	37	4	12%

Agricultural Equipment Operators (45-2091)	36	40	4	11%
Farmworkers and Laborers, Crop, Nursery, and Greenhouse (45-2092)	378	401	23	6%
Farmworkers, Farm, Ranch, and Aquacultural Animals (45-2093)	66	79	13	20%
Agricultural Workers, All Other (45-2099)	12	14	2	17%
Fishers and Related Fishing Workers (45-3011)	67	62	-5	-7%
Hunters and Trappers (45-3021)	4	4	0	0%
Forest and Conservation Workers (45-4011)	19	24	5	26%
Fallers (45-4021)	28	27	-1	-4%
Logging Equipment Operators (45-4022)	95	112	17	18%
Log Graders and Scalers (45-4023)	4	3	-1	-25%
Logging Workers, All Other (45-4029)	11	13	2	18%
First-Line Supervisors of Construction Trades and Extraction Workers (47-1011)	1,232	1,294	62	5%
Boilermakers (47-2011)	35	42	7	20%
Brickmasons and Blockmasons (47-2021)	212	237	25	12%
Stonemasons (47-2022)	29	31	2	7%
Carpenters (47-2031)	2,160	2,110	-50	-2%
Carpet Installers (47-2041)	80	69	-11	-14%
Floor Layers, Except Carpet, Wood, and Hard Tiles (47-2042)	52	44	-8	-15%
Floor Sanders and Finishers (47-2043)	30	29	-1	-3%
Tile and Marble Setters (47-2044)	155	141	-14	-9%
Cement Masons and Concrete Finishers (47-2051)	128	192	64	50%
Terrazzo Workers and Finishers (47-2053)	8	8	0	0%
Construction Laborers (47-2061)	2,720	3,044	324	12%
Paving, Surfacing, and Tamping Equipment Operators (47-2071)	117	147	30	26%

Pile-Driver Operators (47-2072)	5	6	1	20%
Operating Engineers and Other Construction Equipment Operators (47-2073)	536	632	96	18%
Drywall and Ceiling Tile Installers (47-2081)	182	135	-47	-26%
Tapers (47-2082)	33	23	-10	-30%
Electricians (47-2111)	1,400	1,563	163	12%
Glaziers (47-2121)	58	65	7	12%
Insulation Workers, Floor, Ceiling, and Wall (47-2131)	48	38	-10	-21%
Insulation Workers, Mechanical (47-2132)	57	80	23	40%
Painters, Construction and Maintenance (47-2141)	911	808	-103	-11%
Paperhangers (47-2142)	14	12	-2	-14%
Pipelayers (47-2151)	150	150	0	0%
Plumbers, Pipefitters, and Steamfitters (47-2152)	920	1,092	172	19%
Plasterers and Stucco Masons (47-2161)	34	32	-2	-6%
Reinforcing Iron and Rebar Workers (47-2171)	62	55	-7	-11%
Roofers (47-2181)	373	361	-12	-3%
Sheet Metal Workers (47-2211)	518	550	32	6%
Structural Iron and Steel Workers (47-2221)	108	131	23	21%
Solar Photovoltaic Installers (47-2231)	8	10	2	25%
Helpers--Brickmasons, Blockmasons, Stonemasons, and Tile and Marble Setters (47-3011)	89	110	21	24%
Helpers--Carpenters (47-3012)	68	84	16	24%
Helpers--Electricians (47-3013)	228	276	48	21%
Helpers--Painters, Paperhangers, Plasterers, and Stucco Masons (47-3014)	12	11	-1	-8%
Helpers--Pipelayers, Plumbers, Pipefitters, and Steamfitters (47-3015)	170	209	39	23%

Helpers--Roofers (47-3016)	15	17	2	13%
Helpers, Construction Trades, All Other (47-3019)	24	29	5	21%
Construction and Building Inspectors (47-4011)	208	239	31	15%
Elevator Installers and Repairers (47-4021)	31	42	11	35%
Fence Erectors (47-4031)	55	61	6	11%
Hazardous Materials Removal Workers (47-4041)	52	63	11	21%
Highway Maintenance Workers (47-4051)	264	286	22	8%
Rail-Track Laying and Maintenance Equipment Operators (47-4061)	35	38	3	9%
Septic Tank Servicers and Sewer Pipe Cleaners (47-4071)	31	37	6	19%
Segmental Pavers (47-4091)	3	4	1	33%
Construction and Related Workers, All Other (47-4099)	54	59	5	9%
Derrick Operators, Oil and Gas (47-5011)	1	1	0	0%
Rotary Drill Operators, Oil and Gas (47-5012)	2	3	1	50%
Service Unit Operators, Oil, Gas, and Mining (47-5013)	7	8	1	14%
Earth Drillers, Except Oil and Gas (47-5021)	67	66	-1	-1%
Explosives Workers, Ordnance Handling Experts, and Blasters (47-5031)	21	19	-2	-10%
Continuous Mining Machine Operators (47-5041)	2	2	0	0%
Mine Cutting and Channeling Machine Operators (47-5042)	2	2	0	0%
Mining Machine Operators, All Other (47-5049)	1	1	0	0%
Rock Splitters, Quarry (47-5051)	21	47	26	124%
Roof Bolters, Mining (47-5061)	1	1	0	0%
Roustabouts, Oil and Gas (47-5071)	13	16	3	23%
Helpers--Extraction Workers (47-5081)	24	37	13	54%
Extraction Workers, All Other (47-5099)	6	11	5	83%

First-Line Supervisors of Mechanics, Installers, and Repairers (49-1011)	1,059	1,130	71	7%
Computer, Automated Teller, and Office Machine Repairers (49-2011)	292	307	15	5%
Radio, Cellular, and Tower Equipment Installers and Repairs (49-2021)	59	79	20	34%
Telecommunications Equipment Installers and Repairers, Except Line Installers (49-2022)	637	687	50	8%
Avionics Technicians (49-2091)	27	25	-2	-7%
Electric Motor, Power Tool, and Related Repairers (49-2092)	26	25	-1	-4%
Electrical and Electronics Installers and Repairers, Transportation Equipment (49-2093)	33	35	2	6%
Electrical and Electronics Repairers, Commercial and Industrial Equipment (49-2094)	111	115	4	4%
Electrical and Electronics Repairers, Powerhouse, Substation, and Relay (49-2095)	132	131	-1	-1%
Electronic Equipment Installers and Repairers, Motor Vehicles (49-2096)	7	8	1	14%
Electronic Home Entertainment Equipment Installers and Repairers (49-2097)	61	61	0	0%
Security and Fire Alarm Systems Installers (49-2098)	136	164	28	21%
Aircraft Mechanics and Service Technicians (49-3011)	71	77	6	8%
Automotive Body and Related Repairers (49-3021)	476	570	94	20%
Automotive Glass Installers and Repairers (49-3022)	29	38	9	31%
Automotive Service Technicians and Mechanics (49-3023)	1,701	1,874	173	10%
Bus and Truck Mechanics and Diesel Engine Specialists (49-3031)	656	712	56	9%
Farm Equipment Mechanics and Service Technicians (49-3041)	47	46	-1	-2%

Mobile Heavy Equipment Mechanics, Except Engines (49-3042)	265	287	22	8%
Rail Car Repairers (49-3043)	45	47	2	4%
Motorboat Mechanics and Service Technicians (49-3051)	84	97	13	15%
Motorcycle Mechanics (49-3052)	43	55	12	28%
Outdoor Power Equipment and Other Small Engine Mechanics (49-3053)	72	81	9	13%
Bicycle Repairers (49-3091)	18	20	2	11%
Recreational Vehicle Service Technicians (49-3092)	82	95	13	16%
Tire Repairers and Changers (49-3093)	118	128	10	8%
Mechanical Door Repairers (49-9011)	88	100	12	14%
Control and Valve Installers and Repairers, Except Mechanical Door (49-9012)	63	70	7	11%
Heating, Air Conditioning, and Refrigeration Mechanics and Installers (49-9021)	814	948	134	16%
Home Appliance Repairers (49-9031)	139	140	1	1%
Industrial Machinery Mechanics (49-9041)	1,105	1,183	78	7%
Maintenance Workers, Machinery (49-9043)	527	479	-48	-9%
Millwrights (49-9044)	66	86	20	30%
Refractory Materials Repairers, Except Brickmasons (49-9045)	3	4	1	33%
Electrical Power-Line Installers and Repairers (49-9051)	407	460	53	13%
Telecommunications Line Installers and Repairers (49-9052)	110	156	46	42%
Camera and Photographic Equipment Repairers (49-9061)	3	3	0	0%
Medical Equipment Repairers (49-9062)	43	60	17	40%
Musical Instrument Repairers and Tuners (49-9063)	60	60	0	0%
Watch Repairers (49-9064)	33	32	-1	-3%

Precision Instrument and Equipment Repairers, All Other (49-9069)	20	20	0	0%
Maintenance and Repair Workers, General (49-9071)	3,540	3,691	151	4%
Wind Turbine Service Technicians (49-9081)	8	8	0	0%
Coin, Vending, and Amusement Machine Servicers and Repairers (49-9091)	44	29	-15	-34%
Commercial Divers (49-9092)	19	19	0	0%
Fabric Menders, Except Garment (49-9093)	3	2	-1	-33%
Locksmiths and Safe Repairers (49-9094)	106	145	39	37%
Manufactured Building and Mobile Home Installers (49-9095)	16	15	-1	-6%
Riggers (49-9096)	27	33	6	22%
Signal and Track Switch Repairers (49-9097)	23	24	1	4%
Helpers--Installation, Maintenance, and Repair Workers (49-9098)	248	288	40	16%
Installation, Maintenance, and Repair Workers, All Other (49-9099)	482	546	64	13%
First-Line Supervisors of Production and Operating Workers (51-1011)	1,801	1,781	-20	-1%
Aircraft Structure, Surfaces, Rigging, and Systems Assemblers (51-2011)	12	16	4	33%
Coil Winders, Tapers, and Finishers (51-2021)	78	87	9	12%
Electrical and Electronic Equipment Assemblers (51-2022)	522	553	31	6%
Electromechanical Equipment Assemblers (51-2023)	126	149	23	18%
Engine and Other Machine Assemblers (51-2031)	210	261	51	24%
Structural Metal Fabricators and Fitters (51-2041)	241	262	21	9%
Fiberglass Laminators and Fabricators (51-2091)	51	44	-7	-14%
Team Assemblers (51-2092)	5,726	6,873	1,147	20%

Timing Device Assemblers and Adjusters (51-2093)	4	7	3	75%
Assemblers and Fabricators, All Other (51-2099)	817	980	163	20%
Bakers (51-3011)	286	320	34	12%
Butchers and Meat Cutters (51-3021)	200	262	62	31%
Meat, Poultry, and Fish Cutters and Trimmers (51-3022)	428	472	44	10%
Slaughterers and Meat Packers (51-3023)	389	385	-4	-1%
Food and Tobacco Roasting, Baking, and Drying Machine Operators and Tenders (51-3091)	53	45	-8	-15%
Food Batchmakers (51-3092)	367	323	-44	-12%
Food Cooking Machine Operators and Tenders (51-3093)	206	164	-42	-20%
Food Processing Workers, All Other (51-3099)	100	102	2	2%
Computer-Controlled Machine Tool Operators, Metal and Plastic (51-4011)	201	316	115	57%
Computer Numerically Controlled Machine Tool Programmers, Metal and Plastic (51-4012)	41	58	17	41%
Extruding and Drawing Machine Setters, Operators, and Tenders, Metal and Plastic (51-4021)	233	202	-31	-13%
Forging Machine Setters, Operators, and Tenders, Metal and Plastic (51-4022)	95	102	7	7%
Rolling Machine Setters, Operators, and Tenders, Metal and Plastic (51-4023)	42	49	7	17%
Cutting, Punching, and Press Machine Setters, Operators, and Tenders, Metal and Plastic (51-4031)	864	889	25	3%
Drilling and Boring Machine Tool Setters, Operators, and Tenders, Metal and Plastic (51-4032)	41	42	1	2%
Grinding, Lapping, Polishing, and Buffing Machine Tool Setters, Operators, and Tenders, Metal and Plastic (51-4033)	145	153	8	6%
Lathe and Turning Machine Tool Setters, Operators, and Tenders, Metal and Plastic (51-4034)	127	130	3	2%
Milling and Planing Machine Setters, Operators				

Milling and Planing Machine Setters, Operators, and Tenders, Metal and Plastic (51-4035)	51	53	2	4%
Machinists (51-4041)	1,031	1,315	284	28%
Metal-Refining Furnace Operators and Tenders (51-4051)	61	63	2	3%
Pourers and Casters, Metal (51-4052)	29	25	-4	-14%
Model Makers, Metal and Plastic (51-4061)	31	31	0	0%
Patternmakers, Metal and Plastic (51-4062)	7	7	0	0%
Foundry Mold and Coremakers (51-4071)	64	49	-15	-23%
Molding, Coremaking, and Casting Machine Setters, Operators, and Tenders, Metal and Plastic (51-4072)	294	289	-5	-2%
Multiple Machine Tool Setters, Operators, and Tenders, Metal and Plastic (51-4081)	255	276	21	8%
Tool and Die Makers (51-4111)	198	260	62	31%
Welders, Cutters, Solderers, and Brazers (51-4121)	1,239	1,378	139	11%
Welding, Soldering, and Brazing Machine Setters, Operators, and Tenders (51-4122)	484	598	114	24%
Heat Treating Equipment Setters, Operators, and Tenders, Metal and Plastic (51-4191)	49	58	9	18%
Layout Workers, Metal and Plastic (51-4192)	29	28	-1	-3%
Plating and Coating Machine Setters, Operators, and Tenders, Metal and Plastic (51-4193)	79	85	6	8%
Tool Grinders, Filers, and Sharpeners (51-4194)	22	22	0	0%
Metal Workers and Plastic Workers, All Other (51-4199)	40	47	7	18%
Prepress Technicians and Workers (51-5111)	125	102	-23	-18%
Printing Press Operators (51-5112)	570	491	-79	-14%
Print Binding and Finishing Workers (51-5113)	72	69	-3	-4%
Laundry and Dry-Cleaning Workers (51-6011)	510	511	1	0%
Pressers, Textile, Garment, and Related Materials (51-6021)	104	76	-28	-27%

Sewing Machine Operators (51-6031)	511	292	-219	-43%
Shoe and Leather Workers and Repairers (51-6041)	37	28	-9	-24%
Shoe Machine Operators and Tenders (51-6042)	2	1	-1	-50%
Sewers, Hand (51-6051)	54	45	-9	-17%
Tailors, Dressmakers, and Custom Sewers (51-6052)	261	244	-17	-7%
Textile Bleaching and Dyeing Machine Operators and Tenders (51-6061)	12	10	-2	-17%
Textile Cutting Machine Setters, Operators, and Tenders (51-6062)	41	27	-14	-34%
Textile Knitting and Weaving Machine Setters, Operators, and Tenders (51-6063)	376	173	-203	-54%
Textile Winding, Twisting, and Drawing Out Machine Setters, Operators, and Tenders (51-6064)	170	106	-64	-38%
Extruding and Forming Machine Setters, Operators, and Tenders, Synthetic and Glass Fibers (51-6091)	132	97	-35	-27%
Fabric and Apparel Patternmakers (51-6092)	9	6	-3	-33%
Upholsterers (51-6093)	198	178	-20	-10%
Textile, Apparel, and Furnishings Workers, All Other (51-6099)	102	61	-41	-40%
Cabinetmakers and Bench Carpenters (51-7011)	266	205	-61	-23%
Furniture Finishers (51-7021)	63	49	-14	-22%
Model Makers, Wood (51-7031)	16	12	-4	-25%
Patternmakers, Wood (51-7032)	14	9	-5	-36%
Sawing Machine Setters, Operators, and Tenders, Wood (51-7041)	88	61	-27	-31%
Woodworking Machine Setters, Operators, and Tenders, Except Sawing (51-7042)	161	124	-37	-23%
Woodworkers, All Other (51-7099)	70	62	-8	-11%
Nuclear Power Reactor Operators (51-8011)	31	33	2	6%
Power Distributors and Dispatchers (51-8012)	17	17	0	0%

Power Plant Operators (51-8013)	47	41	-6	-13%
Stationary Engineers and Boiler Operators (51-8021)	56	49	-7	-13%
Water and Wastewater Treatment Plant and System Operators (51-8031)	156	168	12	8%
Chemical Plant and System Operators (51-8091)	224	185	-39	-17%
Gas Plant Operators (51-8092)	13	16	3	23%
Petroleum Pump System Operators, Refinery Operators, and Gaugers (51-8093)	31	24	-7	-23%
Plant and System Operators, All Other (51-8099)	59	56	-3	-5%
Chemical Equipment Operators and Tenders (51-9011)	233	218	-15	-6%
Separating, Filtering, Clarifying, Precipitating, and Still Machine Setters, Operators, and Tenders (51-9012)	63	65	2	3%
Crushing, Grinding, and Polishing Machine Setters, Operators, and Tenders (51-9021)	57	59	2	4%
Grinding and Polishing Workers, Hand (51-9022)	97	92	-5	-5%
Mixing and Blending Machine Setters, Operators, and Tenders (51-9023)	250	258	8	3%
Cutters and Trimmers, Hand (51-9031)	95	61	-34	-36%
Cutting and Slicing Machine Setters, Operators, and Tenders (51-9032)	234	218	-16	-7%
Extruding, Forming, Pressing, and Compacting Machine Setters, Operators, and Tenders (51-9041)	235	234	-1	0%
Furnace, Kiln, Oven, Drier, and Kettle Operators and Tenders (51-9051)	74	69	-5	-7%
Inspectors, Testers, Sorters, Samplers, and Weighers (51-9061)	1,410	1,475	65	5%
Jewelers and Precious Stone and Metal Workers (51-9071)	138	151	13	9%
Dental Laboratory Technicians (51-9081)	32	35	3	9%
Medical Appliance Technicians (51-9082)	68	64	-4	-6%

Ophthalmic Laboratory Technicians (51-9083)	54	55	1	2%
Packaging and Filling Machine Operators and Tenders (51-9111)	1,314	1,181	-133	-10%
Coating, Painting, and Spraying Machine Setters, Operators, and Tenders (51-9121)	302	326	24	8%
Painters, Transportation Equipment (51-9122)	111	143	32	29%
Painting, Coating, and Decorating Workers (51-9123)	50	48	-2	-4%
Semiconductor Processors (51-9141)	8	7	-1	-13%
Photographic Process Workers and Processing Machine Operators (51-9151)	532	291	-241	-45%
Adhesive Bonding Machine Operators and Tenders (51-9191)	37	35	-2	-5%
Cleaning, Washing, and Metal Pickling Equipment Operators and Tenders (51-9192)	56	56	0	0%
Cooling and Freezing Equipment Operators and Tenders (51-9193)	37	41	4	11%
Etchers and Engravers (51-9194)	21	19	-2	-10%
Molders, Shapers, and Casters, Except Metal and Plastic (51-9195)	195	261	66	34%
Paper Goods Machine Setters, Operators, and Tenders (51-9196)	262	166	-96	-37%
Tire Builders (51-9197)	12	4	-8	-67%
Helpers--Production Workers (51-9198)	1,047	1,077	30	3%
Production Workers, All Other (51-9199)	2,036	2,087	51	3%
Aircraft Cargo Handling Supervisors (53-1011)	55	55	0	0%
First-Line Supervisors of Helpers, Laborers, and Material Movers, Hand (53-1021)	675	713	38	6%
First-Line Supervisors of Transportation and Material-Moving Machine and Vehicle Operators (53-1031)	470	518	48	10%
Airline Pilots, Copilots, and Flight Engineers (53-2011)	102	112	10	10%

Commercial Pilots (53-2012)	136	164	28	21%
Air Traffic Controllers (53-2021)	279	261	-18	-6%
Airfield Operations Specialists (53-2022)	68	65	-3	-4%
Flight Attendants (53-2031)	17	19	2	12%
Ambulance Drivers and Attendants, Except Emergency Medical Technicians (53-3011)	67	84	17	25%
Bus Drivers, Transit and Intercity (53-3021)	311	346	35	11%
Bus Drivers, School or Special Client (53-3022)	762	778	16	2%
Driver/Sales Workers (53-3031)	1,002	1,015	13	1%
Heavy and Tractor-Trailer Truck Drivers (53-3032)	6,212	6,535	323	5%
Light Truck or Delivery Services Drivers (53-3033)	5,504	5,314	-190	-3%
Taxi Drivers and Chauffeurs (53-3041)	372	432	60	16%
Motor Vehicle Operators, All Other (53-3099)	220	236	16	7%
Locomotive Engineers (53-4011)	123	128	5	4%
Locomotive Firers (53-4012)	5	4	-1	-20%
Rail Yard Engineers, Dinkey Operators, and Hostlers (53-4013)	8	8	0	0%
Railroad Brake, Signal, and Switch Operators (53- 4021)	65	68	3	5%
Railroad Conductors and Yardmasters (53-4031)	136	142	6	4%
Subway and Streetcar Operators (53-4041)	19	20	1	5%
Rail Transportation Workers, All Other (53-4099)	10	10	0	0%
Sailors and Marine Oilers (53-5011)	103	98	-5	-5%
Captains, Mates, and Pilots of Water Vessels (53- 5021)	96	97	1	1%
Motorboat Operators (53-5022)	13	14	1	8%
Ship Engineers (53-5031)	31	32	1	3%
Bridge and Lock Tenders (53-6011)	8	7	-1	-13%

Parking Lot Attendants (53-6021)	348	301	-47	-14%
Automotive and Watercraft Service Attendants (53-6031)	224	235	11	5%
Traffic Technicians (53-6041)	8	10	2	25%
Transportation Inspectors (53-6051)	59	63	4	7%
Transportation Attendants, Except Flight Attendants (53-6061)	8	10	2	25%
Transportation Workers, All Other (53-6099)	70	74	4	6%
Conveyor Operators and Tenders (53-7011)	503	448	-55	-11%
Crane and Tower Operators (53-7021)	150	169	19	13%
Dredge Operators (53-7031)	14	12	-2	-14%
Excavating and Loading Machine and Dragline Operators (53-7032)	200	218	18	9%
Loading Machine Operators, Underground Mining (53-7033)	1	1	0	0%
Hoist and Winch Operators (53-7041)	10	10	0	0%
Industrial Truck and Tractor Operators (53-7051)	1,891	1,837	-54	-3%
Cleaners of Vehicles and Equipment (53-7061)	764	846	82	11%
Laborers and Freight, Stock, and Material Movers, Hand (53-7062)	8,744	9,744	1,000	11%
Machine Feeders and Offbearers (53-7063)	151	171	20	13%
Packers and Packagers, Hand (53-7064)	2,060	2,191	131	6%
Gas Compressor and Gas Pumping Station Operators (53-7071)	13	13	0	0%
Pump Operators, Except Wellhead Pumps (53-7072)	46	37	-9	-20%
Wellhead Pumpers (53-7073)	15	10	-5	-33%
Refuse and Recyclable Material Collectors (53-7081)	348	371	23	7%
Tank Car, Truck, and Ship Loaders (53-7121)	10	12	2	20%
Material Moving Workers, All Other (53-7199)	62	70	8	13%

Military occupations (55-9999)	1,859	1,819	-40	-2%
Unclassified Occupation (99-9999)	2,606	3,120	514	20%
Mine Shuttle Car Operators (53-7111)	0	0	0	0%

Percentile Earnings

\$14.32/hr

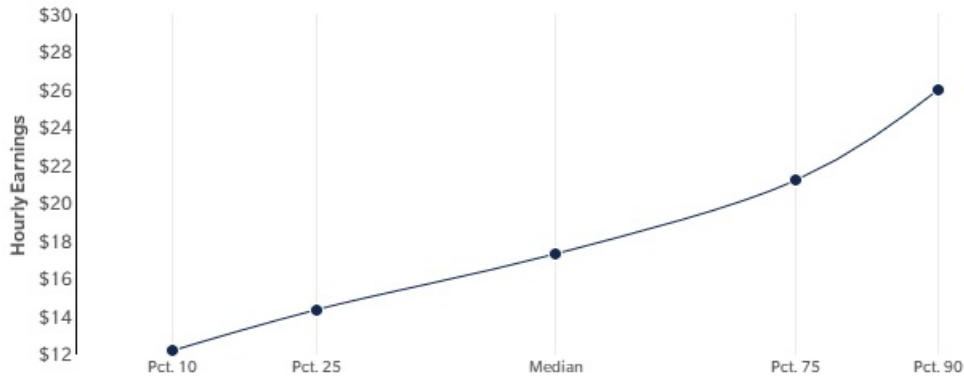
25th Percentile Earnings

\$17.29/hr

Median Earnings

\$21.17/hr

75th Percentile Earnings



Occupation	25th Percentile Earnings	Median Earnings	75th Percentile Earnings
Chief Executives (11-1011)	\$36.86	\$52.66	\$66.80
General and Operations Managers (11-1021)	\$26.61	\$38.98	\$61.25
Legislators (11-1031)	\$8.08	\$8.81	\$15.69
Advertising and Promotions Managers (11-2011)	\$23.37	\$31.86	\$45.41
Marketing Managers (11-2021)	\$28.45	\$36.65	\$49.12
Sales Managers (11-2022)	\$25.45	\$34.34	\$47.14
Public Relations and Fundraising Managers (11-2031)	\$26.83	\$38.12	\$56.87
Administrative Services Managers (11-3011)	\$24.14	\$33.19	\$44.19
Computer and Information Systems Managers (11-3021)	\$33.54	\$46.31	\$59.03
Financial Managers (11-3031)	\$28.42	\$37.51	\$52.36
Industrial Production Managers (11-3051)	\$31.72	\$42.98	\$56.07
Purchasing Managers (11-3061)	\$31.64	\$42.29	\$54.51

Transportation, Storage, and Distribution Managers (11-3071)	\$25.14	\$33.35	\$45.64
Compensation and Benefits Managers (11-3111)	\$30.79	\$41.88	\$57.73
Human Resources Managers (11-3121)	\$26.47	\$34.51	\$45.45
Training and Development Managers (11-3131)	\$23.07	\$35.68	\$54.25
Farmers, Ranchers, and Other Agricultural Managers (11-9013)	\$7.77	\$8.80	\$9.75
Construction Managers (11-9021)	\$20.11	\$24.85	\$32.00
Education Administrators, Preschool and Childcare Center/Program (11-9031)	\$13.06	\$15.93	\$20.92
Education Administrators, Elementary and Secondary School (11-9032)	\$32.30	\$37.76	\$43.85
Education Administrators, Postsecondary (11-9033)	\$24.12	\$32.58	\$47.16
Education Administrators, All Other (11-9039)	\$15.58	\$20.83	\$30.74
Architectural and Engineering Managers (11-9041)	\$48.44	\$60.35	\$72.45
Food Service Managers (11-9051)	\$12.52	\$15.82	\$19.56
Funeral Service Managers (11-9061)	\$22.59	\$27.61	\$33.68
Gaming Managers (11-9071)	\$26.60	\$34.71	\$45.57
Lodging Managers (11-9081)	\$12.16	\$14.95	\$19.74
Medical and Health Services Managers (11-9111)	\$28.99	\$36.32	\$46.82
Natural Sciences Managers (11-9121)	\$38.51	\$49.73	\$68.31
Postmasters and Mail Superintendents (11-9131)	\$22.58	\$25.57	\$28.45
Property, Real Estate, and Community Association Managers (11-9141)	\$15.52	\$17.17	\$20.15
Social and Community Service Managers (11-9151)	\$20.26	\$26.49	\$34.48
Emergency Management Directors (11-9161)	\$23.15	\$29.79	\$38.82
Managers, All Other (11-9199)	\$17.14	\$21.43	\$25.41
Agents and Business Managers of Artists, Performers, and Athletes (13-1011)	\$14.31	\$15.57	\$17.97
Buyers and Purchasing Agents, Farm Products (13-1021)			

Buyers and Purchasing Agents, Farm Products (13-1021)	\$18.05	\$22.75	\$28.89
Wholesale and Retail Buyers, Except Farm Products (13-1022)	\$18.96	\$23.15	\$28.79
Purchasing Agents, Except Wholesale, Retail, and Farm Products (13-1023)	\$21.38	\$27.35	\$35.26
Claims Adjusters, Examiners, and Investigators (13-1031)	\$18.03	\$24.18	\$30.58
Insurance Appraisers, Auto Damage (13-1032)	\$20.24	\$23.62	\$27.63
Compliance Officers (13-1041)	\$20.70	\$27.67	\$38.74
Cost Estimators (13-1051)	\$21.07	\$28.07	\$37.74
Human Resources Specialists (13-1071)	\$17.35	\$22.18	\$29.37
Farm Labor Contractors (13-1074)	\$11.88	\$15.28	\$19.03
Labor Relations Specialists (13-1075)	\$8.40	\$14.96	\$28.65
Logisticians (13-1081)	\$25.91	\$35.36	\$45.35
Management Analysts (13-1111)	\$22.84	\$26.91	\$33.14
Meeting, Convention, and Event Planners (13-1121)	\$19.23	\$20.80	\$23.49
Fundraisers (13-1131)	\$14.93	\$18.41	\$26.76
Compensation, Benefits, and Job Analysis Specialists (13-1141)	\$19.80	\$23.65	\$30.08
Training and Development Specialists (13-1151)	\$20.42	\$30.35	\$44.93
Market Research Analysts and Marketing Specialists (13-1161)	\$19.19	\$24.77	\$33.65
Business Operations Specialists, All Other (13-1199)	\$20.37	\$26.55	\$36.17
Accountants and Auditors (13-2011)	\$21.36	\$25.75	\$32.15
Appraisers and Assessors of Real Estate (13-2021)	\$17.87	\$19.71	\$21.60
Budget Analysts (13-2031)	\$28.59	\$42.21	\$55.03
Credit Analysts (13-2041)	\$20.01	\$25.44	\$34.05
Financial Analysts (13-2051)	\$28.19	\$34.11	\$40.72
Personal Financial Advisors (13-2052)	\$28.68	\$32.20	\$37.30

Insurance Underwriters (13-2053)	\$23.35	\$29.80	\$37.68
Financial Examiners (13-2061)	\$33.05	\$41.23	\$49.54
Credit Counselors (13-2071)	\$13.18	\$15.17	\$18.85
Loan Officers (13-2072)	\$17.81	\$24.44	\$34.03
Tax Examiners and Collectors, and Revenue Agents (13-2081)	\$18.09	\$24.67	\$34.06
Tax Preparers (13-2082)	\$14.20	\$16.77	\$21.15
Financial Specialists, All Other (13-2099)	\$19.22	\$25.05	\$30.97
Computer and Information Research Scientists (15-1111)	\$30.32	\$40.27	\$50.22
Computer Systems Analysts (15-1121)	\$31.06	\$38.42	\$45.44
Information Security Analysts (15-1122)	\$33.55	\$45.67	\$57.19
Computer Programmers (15-1131)	\$22.47	\$27.69	\$34.42
Software Developers, Applications (15-1132)	\$29.19	\$35.71	\$44.20
Software Developers, Systems Software (15-1133)	\$32.07	\$38.44	\$45.75
Web Developers (15-1134)	\$15.77	\$19.14	\$24.07
Database Administrators (15-1141)	\$25.99	\$37.08	\$44.47
Network and Computer Systems Administrators (15-1142)	\$26.15	\$33.95	\$42.38
Computer Network Architects (15-1143)	\$31.29	\$41.01	\$50.13
Computer User Support Specialists (15-1151)	\$15.11	\$18.90	\$23.30
Computer Network Support Specialists (15-1152)	\$19.27	\$23.06	\$29.01
Computer Occupations, All Other (15-1199)	\$22.37	\$28.70	\$37.13
Actuaries (15-2011)	\$33.84	\$44.23	\$59.69
Mathematicians (15-2021)	\$36.96	\$38.62	\$39.88
Operations Research Analysts (15-2031)	\$21.63	\$28.07	\$37.53
Statisticians (15-2041)	\$26.46	\$32.08	\$41.87

Mathematical Technicians (15-2091)	\$17.65	\$23.76	\$32.28
Mathematical Science Occupations, All Other (15-2099)	\$27.59	\$28.28	\$29.25
Architects, Except Landscape and Naval (17-1011)	\$21.99	\$25.55	\$30.15
Landscape Architects (17-1012)	\$21.55	\$27.49	\$33.51
Cartographers and Photogrammetrists (17-1021)	\$20.90	\$24.94	\$30.64
Surveyors (17-1022)	\$19.88	\$23.53	\$27.74
Aerospace Engineers (17-2011)	\$33.52	\$42.75	\$50.46
Agricultural Engineers (17-2021)	\$33.38	\$33.38	\$33.38
Biomedical Engineers (17-2031)	\$31.80	\$39.07	\$45.55
Chemical Engineers (17-2041)	\$34.03	\$42.24	\$51.52
Civil Engineers (17-2051)	\$33.83	\$43.83	\$53.19
Computer Hardware Engineers (17-2061)	\$36.41	\$45.18	\$55.55
Electrical Engineers (17-2071)	\$36.46	\$45.03	\$53.45
Electronics Engineers, Except Computer (17-2072)	\$34.96	\$42.50	\$50.70
Environmental Engineers (17-2081)	\$31.96	\$40.30	\$50.26
Health and Safety Engineers, Except Mining Safety Engineers and Inspectors (17-2111)	\$38.42	\$47.72	\$56.95
Industrial Engineers (17-2112)	\$30.37	\$38.16	\$49.34
Marine Engineers and Naval Architects (17-2121)	\$29.97	\$38.75	\$48.82
Materials Engineers (17-2131)	\$24.39	\$32.39	\$43.65
Mechanical Engineers (17-2141)	\$33.18	\$42.83	\$50.04
Mining and Geological Engineers, Including Mining Safety Engineers (17-2151)	\$32.84	\$39.65	\$50.89
Nuclear Engineers (17-2161)	\$44.77	\$54.88	\$64.66
Petroleum Engineers (17-2171)	\$41.29	\$46.71	\$60.11
Engineers, All Other (17-2199)	\$29.95	\$41.67	\$52.49
Architectural and Civil Drafters (17-3011)	\$19.67	\$22.15	\$25.92

Electrical and Electronics Drafters (17-3012)	\$18.74	\$23.99	\$31.63
Mechanical Drafters (17-3013)	\$19.01	\$24.16	\$30.70
Drafters, All Other (17-3019)	\$16.15	\$22.98	\$27.22
Aerospace Engineering and Operations Technicians (17-3021)	\$20.61	\$26.47	\$32.75
Civil Engineering Technicians (17-3022)	\$21.65	\$26.50	\$31.91
Electrical and Electronics Engineering Technicians (17-3023)	\$21.95	\$27.41	\$33.30
Electro-Mechanical Technicians (17-3024)	\$23.94	\$30.35	\$36.82
Environmental Engineering Technicians (17-3025)	\$18.62	\$23.91	\$29.08
Industrial Engineering Technicians (17-3026)	\$18.84	\$23.04	\$28.96
Mechanical Engineering Technicians (17-3027)	\$18.68	\$22.34	\$27.02
Engineering Technicians, Except Drafters, All Other (17-3029)	\$22.99	\$29.66	\$35.65
Surveying and Mapping Technicians (17-3031)	\$14.43	\$18.15	\$23.47
Animal Scientists (19-1011)	\$21.40	\$24.87	\$31.03
Food Scientists and Technologists (19-1012)	\$18.74	\$24.07	\$31.12
Soil and Plant Scientists (19-1013)	\$19.93	\$20.34	\$20.88
Biochemists and Biophysicists (19-1021)	\$36.29	\$36.84	\$37.94
Microbiologists (19-1022)	\$22.47	\$26.48	\$35.25
Zoologists and Wildlife Biologists (19-1023)	\$24.17	\$24.69	\$25.39
Biological Scientists, All Other (19-1029)	\$22.77	\$29.05	\$34.43
Conservation Scientists (19-1031)	\$25.82	\$31.46	\$35.89
Foresters (19-1032)	\$19.90	\$23.33	\$27.47
Epidemiologists (19-1041)	\$28.14	\$30.51	\$33.89
Medical Scientists, Except Epidemiologists (19-1042)	\$31.34	\$37.32	\$45.95
Life Scientists, All Other (19-1099)	\$30.33	\$30.71	\$31.58
Astronomers (19-2011)	\$29.92	\$45.57	\$62.03

Physicists (19-2012)	\$42.69	\$53.88	\$68.14
Atmospheric and Space Scientists (19-2021)	\$26.23	\$37.49	\$45.96
Chemists (19-2031)	\$25.31	\$33.98	\$47.74
Materials Scientists (19-2032)	\$25.81	\$30.41	\$36.33
Environmental Scientists and Specialists, Including Health (19-2041)	\$22.77	\$30.76	\$41.27
Geoscientists, Except Hydrologists and Geographers (19-2042)	\$29.03	\$33.90	\$40.76
Hydrologists (19-2043)	\$32.14	\$38.57	\$47.72
Physical Scientists, All Other (19-2099)	\$37.50	\$45.40	\$53.38
Economists (19-3011)	\$33.95	\$45.20	\$59.95
Survey Researchers (19-3022)	\$18.78	\$20.78	\$26.01
Clinical, Counseling, and School Psychologists (19-3031)	\$28.49	\$31.19	\$35.59
Industrial-Organizational Psychologists (19-3032)	\$36.77	\$39.46	\$42.91
Psychologists, All Other (19-3039)	\$33.76	\$37.84	\$41.12
Sociologists (19-3041)	\$26.35	\$32.70	\$40.29
Urban and Regional Planners (19-3051)	\$20.20	\$24.41	\$30.53
Anthropologists and Archeologists (19-3091)	\$22.20	\$27.59	\$34.82
Geographers (19-3092)	\$34.68	\$36.32	\$37.71
Historians (19-3093)	\$32.48	\$33.09	\$34.16
Political Scientists (19-3094)	\$37.38	\$48.82	\$61.65
Social Scientists and Related Workers, All Other (19-3099)	\$29.06	\$33.75	\$41.14
Agricultural and Food Science Technicians (19-4011)	\$12.91	\$14.50	\$17.25
Biological Technicians (19-4021)	\$16.16	\$19.87	\$25.22
Chemical Technicians (19-4031)	\$17.73	\$21.57	\$29.30
Geological and Petroleum Technicians (19-4041)	\$29.78	\$30.06	\$30.54

Nuclear Technicians (19-4051)	\$24.28	\$31.20	\$35.99
Social Science Research Assistants (19-4061)	\$16.06	\$18.17	\$23.41
Environmental Science and Protection Technicians, Including Health (19-4091)	\$16.12	\$18.94	\$23.07
Forensic Science Technicians (19-4092)	\$20.90	\$25.30	\$29.82
Forest and Conservation Technicians (19-4093)	\$15.43	\$18.25	\$21.91
Life, Physical, and Social Science Technicians, All Other (19-4099)	\$14.69	\$18.70	\$23.41
Substance Abuse and Behavioral Disorder Counselors (21-1011)	\$12.63	\$15.01	\$18.39
Educational, Guidance, School, and Vocational Counselors (21-1012)	\$18.92	\$22.37	\$26.79
Marriage and Family Therapists (21-1013)	\$16.39	\$18.94	\$21.32
Mental Health Counselors (21-1014)	\$11.80	\$13.74	\$16.13
Rehabilitation Counselors (21-1015)	\$9.62	\$10.61	\$13.79
Counselors, All Other (21-1019)	\$14.88	\$17.45	\$19.97
Child, Family, and School Social Workers (21-1021)	\$16.47	\$19.71	\$21.18
Healthcare Social Workers (21-1022)	\$16.12	\$20.69	\$25.93
Mental Health and Substance Abuse Social Workers (21-1023)	\$12.95	\$15.69	\$20.15
Social Workers, All Other (21-1029)	\$16.65	\$23.20	\$28.23
Health Educators (21-1091)	\$14.84	\$18.00	\$23.13
Probation Officers and Correctional Treatment Specialists (21-1092)	\$15.43	\$16.75	\$19.91
Social and Human Service Assistants (21-1093)	\$10.32	\$12.91	\$15.47
Community Health Workers (21-1094)	\$12.53	\$16.12	\$20.16
Community and Social Service Specialists, All Other (21-1099)	\$14.34	\$17.29	\$20.34
Clergy (21-2011)	\$16.81	\$22.44	\$29.44
Directors, Religious Activities and Education (21-	\$11.00	\$17.55	\$25.00

2021)	\$11.50	\$17.50	\$20.00
Religious Workers, All Other (21-2099)	\$9.04	\$13.55	\$20.33
Lawyers (23-1011)	\$31.82	\$40.33	\$53.47
Judicial Law Clerks (23-1012)	\$24.53	\$25.00	\$25.52
Administrative Law Judges, Adjudicators, and Hearing Officers (23-1021)	\$28.25	\$39.89	\$57.00
Arbitrators, Mediators, and Conciliators (23-1022)	\$19.99	\$23.72	\$27.66
Judges, Magistrate Judges, and Magistrates (23-1023)	\$23.86	\$40.62	\$60.53
Paralegals and Legal Assistants (23-2011)	\$18.69	\$22.35	\$26.81
Court Reporters (23-2091)	\$20.35	\$22.54	\$24.42
Title Examiners, Abstractors, and Searchers (23-2093)	\$16.85	\$18.97	\$21.29
Legal Support Workers, All Other (23-2099)	\$18.53	\$22.35	\$26.36
Postsecondary Teachers (25-1099)	\$17.21	\$24.78	\$32.65
Preschool Teachers, Except Special Education (25-2011)	\$7.70	\$9.10	\$13.49
Kindergarten Teachers, Except Special Education (25-2012)	\$19.58	\$22.64	\$26.57
Elementary School Teachers, Except Special Education (25-2021)	\$20.10	\$23.19	\$27.15
Middle School Teachers, Except Special and Career/Technical Education (25-2022)	\$19.38	\$22.19	\$26.09
Career/Technical Education Teachers, Middle School (25-2023)	\$21.07	\$22.39	\$23.22
Secondary School Teachers, Except Special and Career/Technical Education (25-2031)	\$20.06	\$23.52	\$27.80
Career/Technical Education Teachers, Secondary School (25-2032)	\$19.35	\$21.87	\$24.98
Special Education Teachers, Preschool (25-2051)	\$15.70	\$20.03	\$24.22
Special Education Teachers, Kindergarten and Elementary School (25-2052)	\$19.55	\$23.13	\$26.80

Special Education Teachers, Middle School (25-2053)	\$20.26	\$24.12	\$28.48
Special Education Teachers, Secondary School (25-2054)	\$19.58	\$22.71	\$26.41
Special Education Teachers, All Other (25-2059)	\$20.71	\$27.47	\$33.03
Adult Basic and Secondary Education and Literacy Teachers and Instructors (25-3011)	\$17.24	\$20.66	\$23.74
Self-Enrichment Education Teachers (25-3021)	\$11.25	\$13.23	\$15.95
Substitute Teachers (25-3098)	\$8.56	\$9.54	\$10.39
Teachers and Instructors, All Other (25-3099)	\$14.73	\$18.03	\$22.06
Archivists (25-4011)	\$17.49	\$22.78	\$28.02
Curators (25-4012)	\$18.30	\$24.46	\$31.05
Museum Technicians and Conservators (25-4013)	\$14.53	\$19.12	\$24.06
Librarians (25-4021)	\$19.58	\$24.18	\$29.35
Library Technicians (25-4031)	\$10.55	\$15.39	\$20.18
Audio-Visual and Multimedia Collections Specialists (25-9011)	\$14.95	\$18.08	\$21.21
Farm and Home Management Advisors (25-9021)	\$17.07	\$18.37	\$20.12
Instructional Coordinators (25-9031)	\$21.41	\$28.23	\$33.55
Teacher Assistants (25-9041)	\$7.97	\$8.70	\$9.93
Education, Training, and Library Workers, All Other (25-9099)	\$14.94	\$19.79	\$23.94
Art Directors (27-1011)	\$11.70	\$13.46	\$15.61
Craft Artists (27-1012)	\$4.18	\$4.65	\$5.15
Fine Artists, Including Painters, Sculptors, and Illustrators (27-1013)	\$6.65	\$7.41	\$8.21
Multimedia Artists and Animators (27-1014)	\$8.44	\$9.72	\$11.39
Artists and Related Workers, All Other (27-1019)	\$9.07	\$10.84	\$12.94
Commercial and Industrial Designers (27-1021)	\$19.87	\$22.17	\$24.79
Fashion Designers (27-1022)	\$20.15	\$25.65	\$32.56

Floral Designers (27-1023)	\$9.93	\$11.04	\$12.26
Graphic Designers (27-1024)	\$14.50	\$16.80	\$20.20
Interior Designers (27-1025)	\$18.03	\$20.29	\$22.71
Merchandise Displayers and Window Trimmers (27-1026)	\$10.38	\$11.60	\$14.17
Set and Exhibit Designers (27-1027)	\$16.68	\$18.70	\$20.96
Designers, All Other (27-1029)	\$15.31	\$16.92	\$18.83
Actors (27-2011)	\$10.35	\$12.12	\$17.43
Producers and Directors (27-2012)	\$13.56	\$15.35	\$18.63
Athletes and Sports Competitors (27-2021)	\$19.66	\$21.48	\$24.76
Coaches and Scouts (27-2022)	\$10.16	\$13.19	\$17.94
Umpires, Referees, and Other Sports Officials (27-2023)	\$9.11	\$10.44	\$12.32
Dancers (27-2031)	\$10.71	\$11.72	\$12.82
Choreographers (27-2032)	\$11.83	\$13.93	\$16.88
Music Directors and Composers (27-2041)	\$14.16	\$18.90	\$24.98
Musicians and Singers (27-2042)	\$12.33	\$15.82	\$21.38
Entertainers and Performers, Sports and Related Workers, All Other (27-2099)	\$13.46	\$15.46	\$16.93
Radio and Television Announcers (27-3011)	\$10.23	\$12.96	\$16.61
Public Address System and Other Announcers (27-3012)	\$9.77	\$10.59	\$11.72
Broadcast News Analysts (27-3021)	\$16.87	\$19.33	\$25.05
Reporters and Correspondents (27-3022)	\$10.91	\$12.74	\$15.88
Public Relations Specialists (27-3031)	\$16.84	\$21.30	\$30.73
Editors (27-3041)	\$13.91	\$16.11	\$18.76
Technical Writers (27-3042)	\$23.45	\$26.79	\$30.71
Writers and Authors (27-3043)	\$11.24	\$13.30	\$15.52

Interpreters and Translators (27-3091)	\$18.32	\$21.44	\$23.60
Media and Communication Workers, All Other (27-3099)	\$17.13	\$20.20	\$23.02
Audio and Video Equipment Technicians (27-4011)	\$13.34	\$16.91	\$22.18
Broadcast Technicians (27-4012)	\$10.84	\$14.16	\$18.47
Radio Operators (27-4013)	\$16.47	\$17.29	\$17.92
Sound Engineering Technicians (27-4014)	\$17.03	\$20.63	\$26.07
Photographers (27-4021)	\$12.73	\$14.10	\$16.10
Camera Operators, Television, Video, and Motion Picture (27-4031)	\$13.84	\$15.94	\$19.17
Film and Video Editors (27-4032)	\$17.27	\$20.30	\$25.37
Media and Communication Equipment Workers, All Other (27-4099)	\$21.80	\$26.83	\$30.81
Chiropractors (29-1011)	\$29.20	\$34.99	\$39.83
Dentists, General (29-1021)	\$59.00	\$70.74	\$80.00
Oral and Maxillofacial Surgeons (29-1022)	\$84.99	\$92.79	\$110.55
Orthodontists (29-1023)	\$72.89	\$84.12	\$91.33
Prosthodontists (29-1024)	\$45.76	\$53.07	\$85.69
Dentists, All Other Specialists (29-1029)	\$71.17	\$92.66	\$100.29
Dietitians and Nutritionists (29-1031)	\$23.09	\$26.00	\$28.81
Optometrists (29-1041)	\$42.79	\$50.48	\$58.42
Pharmacists (29-1051)	\$52.21	\$58.54	\$65.40
Anesthesiologists (29-1061)	\$84.16	\$89.66	\$108.83
Family and General Practitioners (29-1062)	\$56.84	\$69.01	\$76.02
Internists, General (29-1063)	\$76.47	\$106.03	\$113.06
Obstetricians and Gynecologists (29-1064)	\$70.15	\$84.90	\$95.71
Pediatricians, General (29-1065)	\$59.63	\$69.38	\$78.04
Psychiatrists (29-1066)	\$66.03	\$78.65	\$85.23

Surgeons (29-1067)	\$87.52	\$90.05	\$116.07
Physicians and Surgeons, All Other (29-1069)	\$75.74	\$91.72	\$100.87
Physician Assistants (29-1071)	\$37.71	\$43.54	\$49.51
Podiatrists (29-1081)	\$33.14	\$37.04	\$41.24
Occupational Therapists (29-1122)	\$31.76	\$37.82	\$44.78
Physical Therapists (29-1123)	\$34.18	\$40.57	\$46.79
Radiation Therapists (29-1124)	\$27.22	\$32.03	\$36.46
Recreational Therapists (29-1125)	\$8.30	\$9.76	\$13.65
Respiratory Therapists (29-1126)	\$22.35	\$25.20	\$28.59
Speech-Language Pathologists (29-1127)	\$27.59	\$33.35	\$40.96
Exercise Physiologists (29-1128)	\$21.52	\$23.54	\$26.13
Therapists, All Other (29-1129)	\$26.24	\$28.32	\$30.74
Veterinarians (29-1131)	\$31.87	\$37.57	\$45.67
Registered Nurses (29-1141)	\$23.57	\$27.45	\$31.77
Nurse Anesthetists (29-1151)	\$59.52	\$65.27	\$71.86
Nurse Midwives (29-1161)	\$43.46	\$43.56	\$43.62
Nurse Practitioners (29-1171)	\$42.56	\$48.47	\$54.52
Audiologists (29-1181)	\$27.71	\$32.95	\$37.64
Health Diagnosing and Treating Practitioners, All Other (29-1199)	\$22.81	\$24.92	\$28.75
Medical and Clinical Laboratory Technologists (29-2011)	\$22.33	\$25.90	\$29.64
Medical and Clinical Laboratory Technicians (29-2012)	\$13.03	\$16.13	\$20.00
Dental Hygienists (29-2021)	\$27.72	\$32.00	\$36.13
Cardiovascular Technologists and Technicians (29-2031)	\$16.52	\$25.79	\$30.70
Diagnostic Medical Sonographers (29-2032)	\$26.58	\$31.91	\$36.94

Nuclear Medicine Technologists (29-2033)	\$26.36	\$30.29	\$34.47
Radiologic Technologists (29-2034)	\$19.28	\$23.91	\$27.90
Magnetic Resonance Imaging Technologists (29-2035)	\$24.76	\$28.95	\$34.27
Emergency Medical Technicians and Paramedics (29-2041)	\$11.50	\$13.93	\$17.01
Dietetic Technicians (29-2051)	\$8.04	\$9.11	\$10.80
Pharmacy Technicians (29-2052)	\$11.23	\$13.47	\$16.14
Psychiatric Technicians (29-2053)	\$11.95	\$13.79	\$16.56
Respiratory Therapy Technicians (29-2054)	\$18.20	\$22.16	\$25.24
Surgical Technologists (29-2055)	\$16.47	\$18.71	\$21.80
Veterinary Technologists and Technicians (29-2056)	\$11.03	\$13.05	\$15.20
Ophthalmic Medical Technicians (29-2057)	\$13.47	\$15.50	\$17.49
Licensed Practical and Licensed Vocational Nurses (29-2061)	\$15.17	\$17.16	\$19.44
Medical Records and Health Information Technicians (29-2071)	\$13.57	\$16.18	\$19.16
Opticians, Dispensing (29-2081)	\$13.22	\$16.43	\$20.96
Orthotists and Prosthetists (29-2091)	\$44.23	\$50.52	\$57.11
Hearing Aid Specialists (29-2092)	\$27.18	\$33.29	\$37.79
Health Technologists and Technicians, All Other (29-2099)	\$28.11	\$32.67	\$38.46
Occupational Health and Safety Specialists (29-9011)	\$23.07	\$30.68	\$37.22
Occupational Health and Safety Technicians (29-9012)	\$18.24	\$24.01	\$29.96
Athletic Trainers (29-9091)	\$17.93	\$21.42	\$25.40
Genetic Counselors (29-9092)	\$21.67	\$25.85	\$28.81
Healthcare Practitioners and Technical Workers, All Other (29-9099)	\$17.78	\$24.98	\$31.93
Home Health Aides (31-1011)	\$7.41	\$8.14	\$9.05

Psychiatric Aides (31-1013)	\$9.65	\$10.71	\$12.09
Nursing Assistants (31-1014)	\$9.66	\$10.94	\$12.54
Orderlies (31-1015)	\$10.23	\$11.77	\$12.96
Occupational Therapy Assistants (31-2011)	\$24.31	\$28.26	\$33.20
Occupational Therapy Aides (31-2012)	\$11.32	\$12.04	\$12.78
Physical Therapist Assistants (31-2021)	\$23.06	\$27.40	\$32.21
Physical Therapist Aides (31-2022)	\$8.29	\$9.58	\$11.48
Massage Therapists (31-9011)	\$13.12	\$15.39	\$18.04
Dental Assistants (31-9091)	\$13.69	\$16.66	\$19.74
Medical Assistants (31-9092)	\$11.98	\$13.60	\$15.45
Medical Equipment Preparers (31-9093)	\$11.29	\$13.54	\$16.43
Medical Transcriptionists (31-9094)	\$11.97	\$13.63	\$15.78
Pharmacy Aides (31-9095)	\$9.14	\$10.43	\$12.30
Veterinary Assistants and Laboratory Animal Caretakers (31-9096)	\$9.59	\$11.14	\$13.12
Phlebotomists (31-9097)	\$10.89	\$12.52	\$14.41
Healthcare Support Workers, All Other (31-9099)	\$11.60	\$15.03	\$18.01
First-Line Supervisors of Correctional Officers (33-1011)	\$16.99	\$21.38	\$24.29
First-Line Supervisors of Police and Detectives (33-1012)	\$22.67	\$26.59	\$30.81
First-Line Supervisors of Fire Fighting and Prevention Workers (33-1021)	\$23.02	\$26.39	\$29.23
First-Line Supervisors of Protective Service Workers, All Other (33-1099)	\$14.07	\$17.31	\$21.33
Firefighters (33-2011)	\$13.68	\$17.06	\$20.53
Fire Inspectors and Investigators (33-2021)	\$19.31	\$22.72	\$24.88
Forest Fire Inspectors and Prevention Specialists (33-2022)	\$18.95	\$20.16	\$22.90

Bailiffs (33-3011)	\$10.34	\$13.58	\$15.92
Correctional Officers and Jailers (33-3012)	\$12.94	\$14.15	\$16.27
Detectives and Criminal Investigators (33-3021)	\$20.40	\$25.42	\$36.90
Fish and Game Wardens (33-3031)	\$23.12	\$23.20	\$23.21
Parking Enforcement Workers (33-3041)	\$12.95	\$15.39	\$17.74
Police and Sheriff's Patrol Officers (33-3051)	\$16.14	\$19.08	\$22.91
Transit and Railroad Police (33-3052)	\$20.25	\$23.21	\$26.32
Animal Control Workers (33-9011)	\$11.95	\$14.07	\$16.41
Private Detectives and Investigators (33-9021)	\$15.04	\$16.50	\$17.74
Gaming Surveillance Officers and Gaming Investigators (33-9031)	\$12.64	\$12.83	\$13.05
Security Guards (33-9032)	\$9.18	\$11.08	\$15.65
Crossing Guards (33-9091)	\$8.54	\$9.70	\$12.13
Lifeguards, Ski Patrol, and Other Recreational Protective Service Workers (33-9092)	\$7.73	\$8.15	\$8.52
Transportation Security Screeners (33-9093)	\$16.44	\$17.01	\$17.92
Protective Service Workers, All Other (33-9099)	\$12.02	\$17.04	\$24.30
Chefs and Head Cooks (35-1011)	\$10.38	\$12.94	\$17.92
First-Line Supervisors of Food Preparation and Serving Workers (35-1012)	\$9.72	\$11.81	\$15.26
Cooks, Fast Food (35-2011)	\$7.72	\$8.31	\$8.89
Cooks, Institution and Cafeteria (35-2012)	\$8.33	\$9.31	\$10.49
Cooks, Private Household (35-2013)	\$9.30	\$10.53	\$14.73
Cooks, Restaurant (35-2014)	\$9.22	\$10.56	\$12.05
Cooks, Short Order (35-2015)	\$7.88	\$8.59	\$9.44
Cooks, All Other (35-2019)	\$8.43	\$9.95	\$11.58
Food Preparation Workers (35-2021)	\$8.39	\$9.16	\$10.38
Bartenders (35-3011)	\$8.07	\$8.73	\$9.53

Combined Food Preparation and Serving Workers, Including Fast Food (35-3021)	\$7.94	\$8.50	\$9.07
Counter Attendants, Cafeteria, Food Concession, and Coffee Shop (35-3022)	\$8.22	\$8.90	\$9.73
Waiters and Waitresses (35-3031)	\$8.08	\$8.69	\$9.29
Food Servers, Nonrestaurant (35-3041)	\$7.97	\$8.72	\$10.04
Dining Room and Cafeteria Attendants and Bartender Helpers (35-9011)	\$7.73	\$8.34	\$9.10
Dishwashers (35-9021)	\$8.02	\$8.64	\$9.26
Hosts and Hostesses, Restaurant, Lounge, and Coffee Shop (35-9031)	\$8.03	\$8.66	\$9.34
Food Preparation and Serving Related Workers, All Other (35-9099)	\$8.59	\$9.87	\$11.80
First-Line Supervisors of Housekeeping and Janitorial Workers (37-1011)	\$11.10	\$12.84	\$14.72
First-Line Supervisors of Landscaping, Lawn Service, and Groundskeeping Workers (37-1012)	\$12.75	\$15.34	\$18.63
Janitors and Cleaners, Except Maids and Housekeeping Cleaners (37-2011)	\$8.57	\$9.46	\$10.99
Maids and Housekeeping Cleaners (37-2012)	\$7.73	\$8.32	\$9.04
Building Cleaning Workers, All Other (37-2019)	\$10.96	\$12.75	\$14.57
Pest Control Workers (37-2021)	\$11.64	\$14.08	\$17.99
Landscaping and Groundskeeping Workers (37-3011)	\$8.80	\$9.86	\$11.19
Pesticide Handlers, Sprayers, and Applicators, Vegetation (37-3012)	\$10.73	\$11.08	\$11.35
Tree Trimmers and Pruners (37-3013)	\$10.94	\$11.85	\$12.95
Grounds Maintenance Workers, All Other (37-3019)	\$8.75	\$11.20	\$15.40
Gaming Supervisors (39-1011)	\$10.42	\$12.78	\$14.03
Slot Supervisors (39-1012)	\$6.99	\$8.71	\$9.67
First-Line Supervisors of Personal Service Workers (39-1021)	\$11.32	\$12.86	\$15.55

Animal Trainers (39-2011)	\$11.63	\$12.39	\$13.04
Nonfarm Animal Caretakers (39-2021)	\$11.19	\$12.25	\$13.54
Gaming Dealers (39-3011)	\$12.19	\$12.79	\$12.88
Gaming and Sports Book Writers and Runners (39-3012)	\$10.38	\$11.39	\$12.87
Gaming Service Workers, All Other (39-3019)	\$13.20	\$13.67	\$13.74
Motion Picture Projectionists (39-3021)	\$7.55	\$8.12	\$9.64
Ushers, Lobby Attendants, and Ticket Takers (39-3031)	\$7.51	\$7.85	\$8.61
Amusement and Recreation Attendants (39-3091)	\$7.76	\$8.37	\$9.15
Costume Attendants (39-3092)	\$19.45	\$21.58	\$24.19
Locker Room, Coatroom, and Dressing Room Attendants (39-3093)	\$8.69	\$9.44	\$11.24
Entertainment Attendants and Related Workers, All Other (39-3099)	\$8.90	\$10.11	\$11.85
Embalmers (39-4011)	\$14.06	\$16.54	\$18.43
Funeral Attendants (39-4021)	\$8.38	\$9.56	\$11.39
Morticians, Undertakers, and Funeral Directors (39-4031)	\$16.49	\$19.71	\$24.40
Barbers (39-5011)	\$10.85	\$11.51	\$12.23
Hairdressers, Hairstylists, and Cosmetologists (39-5012)	\$10.24	\$11.03	\$12.60
Makeup Artists, Theatrical and Performance (39-5091)	\$16.99	\$19.38	\$21.99
Manicurists and Pedicurists (39-5092)	\$7.99	\$8.78	\$9.61
Shampooers (39-5093)	\$7.06	\$7.68	\$8.42
Skincare Specialists (39-5094)	\$12.25	\$13.74	\$15.31
Baggage Porters and Bellhops (39-6011)	\$8.14	\$8.98	\$10.29
Concierges (39-6012)	\$9.05	\$11.02	\$13.71
Tour Guides and Escorts (39-7011)	\$9.81	\$10.82	\$12.67

Travel Guides (39-7012)	\$17.24	\$19.06	\$20.96
Childcare Workers (39-9011)	\$6.99	\$7.44	\$8.05
Personal Care Aides (39-9021)	\$8.26	\$9.07	\$10.24
Fitness Trainers and Aerobics Instructors (39-9031)	\$9.57	\$12.88	\$16.54
Recreation Workers (39-9032)	\$8.48	\$9.43	\$11.84
Residential Advisors (39-9041)	\$8.21	\$9.08	\$10.48
Personal Care and Service Workers, All Other (39-9099)	\$11.63	\$12.38	\$13.39
First-Line Supervisors of Retail Sales Workers (41-1011)	\$11.31	\$14.04	\$17.65
First-Line Supervisors of Non-Retail Sales Workers (41-1012)	\$15.05	\$17.71	\$22.67
Cashiers (41-2011)	\$7.94	\$8.64	\$9.73
Gaming Change Persons and Booth Cashiers (41-2012)	\$8.79	\$9.67	\$10.64
Counter and Rental Clerks (41-2021)	\$8.83	\$10.15	\$13.07
Parts Salespersons (41-2022)	\$11.62	\$14.70	\$19.22
Retail Salespersons (41-2031)	\$8.75	\$10.01	\$13.11
Advertising Sales Agents (41-3011)	\$12.57	\$15.64	\$20.64
Insurance Sales Agents (41-3021)	\$15.89	\$19.17	\$24.31
Securities, Commodities, and Financial Services Sales Agents (41-3031)	\$22.02	\$27.24	\$34.29
Travel Agents (41-3041)	\$13.92	\$15.95	\$17.13
Sales Representatives, Services, All Other (41-3099)	\$13.74	\$18.50	\$26.10
Sales Representatives, Wholesale and Manufacturing, Technical and Scientific Products (41-4011)	\$25.81	\$35.81	\$50.23
Sales Representatives, Wholesale and Manufacturing, Except Technical and Scientific Products (41-4012)	\$17.07	\$23.95	\$31.25
Demonstrators and Product Promoters (41-9011)	\$12.07	\$13.38	\$15.06

Models (41-9012)	\$9.78	\$10.90	\$13.66
Real Estate Brokers (41-9021)	\$20.66	\$22.47	\$23.97
Real Estate Sales Agents (41-9022)	\$13.62	\$14.61	\$15.57
Sales Engineers (41-9031)	\$33.59	\$43.19	\$53.20
Telemarketers (41-9041)	\$12.30	\$13.53	\$15.33
Door-to-Door Sales Workers, News and Street Vendors, and Related Workers (41-9091)	\$7.69	\$8.29	\$8.84
Sales and Related Workers, All Other (41-9099)	\$15.11	\$16.20	\$17.97
First-Line Supervisors of Office and Administrative Support Workers (43-1011)	\$16.41	\$20.69	\$27.45
Switchboard Operators, Including Answering Service (43-2011)	\$10.72	\$12.74	\$15.57
Telephone Operators (43-2021)	\$11.38	\$15.40	\$22.65
Communications Equipment Operators, All Other (43-2099)	\$17.73	\$18.78	\$20.12
Bill and Account Collectors (43-3011)	\$12.21	\$14.11	\$17.47
Billing and Posting Clerks (43-3021)	\$13.06	\$14.97	\$17.80
Bookkeeping, Accounting, and Auditing Clerks (43-3031)	\$12.66	\$15.31	\$18.56
Gaming Cage Workers (43-3041)	\$10.70	\$12.89	\$16.17
Payroll and Timekeeping Clerks (43-3051)	\$13.81	\$16.75	\$20.02
Procurement Clerks (43-3061)	\$14.75	\$19.17	\$24.04
Tellers (43-3071)	\$10.67	\$12.23	\$14.33
Financial Clerks, All Other (43-3099)	\$16.23	\$19.54	\$23.48
Brokerage Clerks (43-4011)	\$21.20	\$25.04	\$32.42
Correspondence Clerks (43-4021)	\$14.24	\$17.33	\$20.91
Court, Municipal, and License Clerks (43-4031)	\$14.20	\$16.33	\$18.73
Credit Authorizers, Checkers, and Clerks (43-4041)	\$13.27	\$15.48	\$18.36
Customer Service Representatives (43-4051)	\$10.68	\$13.20	\$16.89

Eligibility Interviewers, Government Programs (43-4061)	\$16.11	\$16.50	\$19.03
File Clerks (43-4071)	\$11.56	\$13.58	\$15.83
Hotel, Motel, and Resort Desk Clerks (43-4081)	\$7.99	\$8.69	\$9.63
Interviewers, Except Eligibility and Loan (43-4111)	\$11.30	\$13.47	\$16.26
Library Assistants, Clerical (43-4121)	\$9.14	\$11.29	\$13.86
Loan Interviewers and Clerks (43-4131)	\$12.88	\$15.70	\$19.09
New Accounts Clerks (43-4141)	\$13.55	\$16.19	\$18.54
Order Clerks (43-4151)	\$12.88	\$15.83	\$20.75
Human Resources Assistants, Except Payroll and Timekeeping (43-4161)	\$13.60	\$16.89	\$20.31
Receptionists and Information Clerks (43-4171)	\$10.14	\$11.65	\$13.51
Reservation and Transportation Ticket Agents and Travel Clerks (43-4181)	\$15.39	\$18.94	\$22.65
Information and Record Clerks, All Other (43-4199)	\$13.38	\$16.62	\$20.70
Cargo and Freight Agents (43-5011)	\$15.62	\$19.26	\$23.95
Couriers and Messengers (43-5021)	\$9.68	\$10.91	\$12.29
Police, Fire, and Ambulance Dispatchers (43-5031)	\$12.55	\$14.88	\$17.61
Dispatchers, Except Police, Fire, and Ambulance (43-5032)	\$13.41	\$17.37	\$22.06
Meter Readers, Utilities (43-5041)	\$13.98	\$17.51	\$22.48
Postal Service Clerks (43-5051)	\$20.84	\$27.32	\$27.65
Postal Service Mail Carriers (43-5052)	\$20.17	\$26.99	\$28.01
Postal Service Mail Sorters, Processors, and Processing Machine Operators (43-5053)	\$25.38	\$26.62	\$26.65
Production, Planning, and Expediting Clerks (43-5061)	\$18.17	\$23.24	\$28.45
Shipping, Receiving, and Traffic Clerks (43-5071)	\$10.93	\$13.56	\$16.84
Stock Clerks and Order Fillers (43-5081)	\$8.82	\$10.40	\$13.26

Weighers, Measurers, Checkers, and Samplers, Recordkeeping (43-5111)	\$11.11	\$13.76	\$17.33
Executive Secretaries and Executive Administrative Assistants (43-6011)	\$16.33	\$19.96	\$25.30
Legal Secretaries (43-6012)	\$12.77	\$16.16	\$19.97
Medical Secretaries (43-6013)	\$11.60	\$13.37	\$15.52
Secretaries and Administrative Assistants, Except Legal, Medical, and Executive (43-6014)	\$11.25	\$13.87	\$16.97
Computer Operators (43-9011)	\$16.76	\$20.76	\$24.48
Data Entry Keyers (43-9021)	\$13.09	\$14.52	\$16.38
Word Processors and Typists (43-9022)	\$13.97	\$15.48	\$17.05
Desktop Publishers (43-9031)	\$15.61	\$18.02	\$21.24
Insurance Claims and Policy Processing Clerks (43-9041)	\$11.94	\$14.46	\$18.00
Mail Clerks and Mail Machine Operators, Except Postal Service (43-9051)	\$10.07	\$12.59	\$14.99
Office Clerks, General (43-9061)	\$10.31	\$13.05	\$16.60
Office Machine Operators, Except Computer (43-9071)	\$10.47	\$12.19	\$14.64
Proofreaders and Copy Markers (43-9081)	\$12.02	\$13.91	\$15.80
Statistical Assistants (43-9111)	\$12.22	\$13.83	\$15.88
Office and Administrative Support Workers, All Other (43-9199)	\$15.58	\$18.96	\$23.20
First-Line Supervisors of Farming, Fishing, and Forestry Workers (45-1011)	\$21.80	\$24.38	\$27.22
Agricultural Inspectors (45-2011)	\$16.75	\$21.01	\$24.98
Animal Breeders (45-2021)	\$11.53	\$16.69	\$23.43
Graders and Sorters, Agricultural Products (45-2041)	\$11.19	\$11.93	\$13.77
Agricultural Equipment Operators (45-2091)	\$12.34	\$13.55	\$14.55
Farmworkers and Laborers, Crop, Nursery, and Greenhouse (45-2092)	\$9.56	\$10.77	\$11.88

Farmworkers, Farm, Ranch, and Aquacultural Animals (45-2093)	\$9.39	\$10.71	\$12.75
Agricultural Workers, All Other (45-2099)	\$11.15	\$12.78	\$17.64
Fishers and Related Fishing Workers (45-3011)	\$12.62	\$13.66	\$14.49
Hunters and Trappers (45-3021)	\$12.80	\$13.85	\$14.78
Forest and Conservation Workers (45-4011)	\$11.49	\$13.17	\$15.53
Fallers (45-4021)	\$14.15	\$16.37	\$19.90
Logging Equipment Operators (45-4022)	\$12.14	\$13.73	\$16.17
Log Graders and Scalers (45-4023)	\$13.81	\$14.76	\$15.95
Logging Workers, All Other (45-4029)	\$12.93	\$13.75	\$15.49
First-Line Supervisors of Construction Trades and Extraction Workers (47-1011)	\$17.27	\$21.18	\$26.74
Boilermakers (47-2011)	\$20.30	\$25.16	\$29.45
Brickmasons and Blockmasons (47-2021)	\$16.99	\$19.51	\$22.22
Stonemasons (47-2022)	\$11.92	\$13.52	\$14.92
Carpenters (47-2031)	\$13.88	\$15.14	\$16.30
Carpet Installers (47-2041)	\$12.98	\$14.69	\$15.95
Floor Layers, Except Carpet, Wood, and Hard Tiles (47-2042)	\$12.58	\$14.07	\$15.04
Floor Sanders and Finishers (47-2043)	\$10.64	\$12.20	\$13.73
Tile and Marble Setters (47-2044)	\$13.86	\$15.51	\$16.70
Cement Masons and Concrete Finishers (47-2051)	\$13.36	\$15.51	\$17.95
Terrazzo Workers and Finishers (47-2053)	\$14.84	\$15.64	\$16.30
Construction Laborers (47-2061)	\$11.43	\$12.51	\$14.46
Paving, Surfacing, and Tamping Equipment Operators (47-2071)	\$13.14	\$15.32	\$17.66
Pile-Driver Operators (47-2072)	\$18.86	\$19.45	\$20.06
Operating Engineers and Other Construction Equipment Operators (47-2073)	\$14.98	\$16.86	\$19.45

Drywall and Ceiling Tile Installers (47-2081)	\$13.15	\$15.03	\$16.43
Tapers (47-2082)	\$14.39	\$16.78	\$18.94
Electricians (47-2111)	\$16.95	\$21.53	\$25.59
Glaziers (47-2121)	\$12.82	\$14.92	\$17.80
Insulation Workers, Floor, Ceiling, and Wall (47-2131)	\$11.37	\$14.11	\$17.67
Insulation Workers, Mechanical (47-2132)	\$13.01	\$15.99	\$20.48
Painters, Construction and Maintenance (47-2141)	\$13.26	\$14.14	\$14.86
Paperhangers (47-2142)	\$12.69	\$13.78	\$14.95
Pipelayers (47-2151)	\$12.31	\$14.33	\$16.65
Plumbers, Pipefitters, and Steamfitters (47-2152)	\$16.25	\$20.49	\$25.60
Plasterers and Stucco Masons (47-2161)	\$13.09	\$14.08	\$15.48
Reinforcing Iron and Rebar Workers (47-2171)	\$14.43	\$16.80	\$19.14
Roofers (47-2181)	\$12.48	\$14.72	\$17.05
Sheet Metal Workers (47-2211)	\$15.08	\$18.47	\$22.38
Structural Iron and Steel Workers (47-2221)	\$16.65	\$19.61	\$24.00
Solar Photovoltaic Installers (47-2231)	\$16.36	\$18.21	\$20.19
Helpers--Brickmasons, Blockmasons, Stonemasons, and Tile and Marble Setters (47-3011)	\$10.90	\$12.51	\$14.13
Helpers--Carpenters (47-3012)	\$12.24	\$14.27	\$17.01
Helpers--Electricians (47-3013)	\$10.75	\$12.42	\$14.92
Helpers--Painters, Paperhangers, Plasterers, and Stucco Masons (47-3014)	\$9.62	\$10.89	\$12.31
Helpers--Pipelayers, Plumbers, Pipefitters, and Steamfitters (47-3015)	\$10.23	\$11.81	\$13.56
Helpers--Roofers (47-3016)	\$11.34	\$12.90	\$14.62
Helpers, Construction Trades, All Other (47-3019)	\$9.71	\$11.24	\$13.30
Construction and Building Inspectors (47-4011)	\$16.63	\$19.97	\$24.90
Elevator Installers and Repairers (47-4021)	\$26.84	\$34.28	\$39.94

Fence Erectors (47-4031)	\$12.06	\$13.72	\$15.29
Hazardous Materials Removal Workers (47-4041)	\$13.29	\$16.98	\$25.51
Highway Maintenance Workers (47-4051)	\$12.13	\$13.51	\$15.01
Rail-Track Laying and Maintenance Equipment Operators (47-4061)	\$17.72	\$22.37	\$25.94
Septic Tank Servicers and Sewer Pipe Cleaners (47-4071)	\$12.06	\$14.41	\$16.58
Segmental Pavers (47-4091)	\$14.68	\$15.40	\$15.84
Construction and Related Workers, All Other (47-4099)	\$13.82	\$16.57	\$19.85
Derrick Operators, Oil and Gas (47-5011)	\$16.56	\$20.95	\$25.94
Rotary Drill Operators, Oil and Gas (47-5012)	\$23.19	\$23.19	\$23.19
Service Unit Operators, Oil, Gas, and Mining (47-5013)	\$14.90	\$16.63	\$19.14
Earth Drillers, Except Oil and Gas (47-5021)	\$16.95	\$19.36	\$21.64
Explosives Workers, Ordnance Handling Experts, and Blasters (47-5031)	\$20.69	\$27.91	\$34.05
Continuous Mining Machine Operators (47-5041)	\$18.38	\$18.38	\$18.38
Mine Cutting and Channeling Machine Operators (47-5042)	\$17.64	\$17.64	\$17.64
Mining Machine Operators, All Other (47-5049)	\$17.94	\$18.64	\$19.29
Rock Splitters, Quarry (47-5051)	\$15.29	\$16.59	\$17.47
Roof Bolters, Mining (47-5061)	\$24.35	\$26.77	\$28.45
Roustabouts, Oil and Gas (47-5071)	\$13.16	\$14.59	\$16.48
Helpers--Extraction Workers (47-5081)	\$14.44	\$16.31	\$17.91
Extraction Workers, All Other (47-5099)	\$16.33	\$17.43	\$18.17
First-Line Supervisors of Mechanics, Installers, and Repairers (49-1011)	\$20.52	\$26.35	\$35.30
Computer, Automated Teller, and Office Machine Repairers (49-2011)	\$12.38	\$14.39	\$16.22

Radio, Cellular, and Tower Equipment Installers and Repairs (49-2021)	\$13.62	\$17.78	\$23.25
Telecommunications Equipment Installers and Repairers, Except Line Installers (49-2022)	\$13.58	\$19.19	\$28.55
Avionics Technicians (49-2091)	\$21.01	\$25.48	\$30.51
Electric Motor, Power Tool, and Related Repairers (49-2092)	\$13.96	\$17.33	\$22.27
Electrical and Electronics Installers and Repairers, Transportation Equipment (49-2093)	\$19.02	\$22.62	\$26.53
Electrical and Electronics Repairers, Commercial and Industrial Equipment (49-2094)	\$21.88	\$25.88	\$29.49
Electrical and Electronics Repairers, Powerhouse, Substation, and Relay (49-2095)	\$30.60	\$34.86	\$35.52
Electronic Equipment Installers and Repairers, Motor Vehicles (49-2096)	\$11.59	\$14.27	\$16.90
Electronic Home Entertainment Equipment Installers and Repairers (49-2097)	\$13.69	\$15.11	\$17.08
Security and Fire Alarm Systems Installers (49-2098)	\$13.77	\$16.43	\$20.50
Aircraft Mechanics and Service Technicians (49-3011)	\$19.88	\$23.33	\$28.72
Automotive Body and Related Repairers (49-3021)	\$11.80	\$15.93	\$19.90
Automotive Glass Installers and Repairers (49-3022)	\$12.95	\$14.29	\$16.26
Automotive Service Technicians and Mechanics (49-3023)	\$11.49	\$14.31	\$18.22
Bus and Truck Mechanics and Diesel Engine Specialists (49-3031)	\$15.19	\$18.62	\$22.39
Farm Equipment Mechanics and Service Technicians (49-3041)	\$11.48	\$13.68	\$16.81
Mobile Heavy Equipment Mechanics, Except Engines (49-3042)	\$16.05	\$19.09	\$23.18
Rail Car Repairers (49-3043)	\$19.37	\$23.53	\$26.54
Motorboat Mechanics and Service Technicians (49-3051)	\$10.89	\$13.27	\$15.50
Motorcycle Mechanics (49-3052)	\$11.97	\$14.13	\$15.69

Outdoor Power Equipment and Other Small Engine Mechanics (49-3053)	\$11.69	\$13.83	\$16.04
Bicycle Repairers (49-3091)	\$9.70	\$10.69	\$11.71
Recreational Vehicle Service Technicians (49-3092)	\$14.60	\$17.05	\$18.93
Tire Repairers and Changers (49-3093)	\$10.47	\$11.69	\$13.60
Mechanical Door Repairers (49-9011)	\$12.09	\$13.55	\$15.90
Control and Valve Installers and Repairers, Except Mechanical Door (49-9012)	\$15.70	\$21.68	\$26.09
Heating, Air Conditioning, and Refrigeration Mechanics and Installers (49-9021)	\$14.12	\$16.92	\$20.93
Home Appliance Repairers (49-9031)	\$11.42	\$12.75	\$14.80
Industrial Machinery Mechanics (49-9041)	\$19.65	\$26.50	\$35.36
Maintenance Workers, Machinery (49-9043)	\$16.05	\$20.31	\$24.50
Millwrights (49-9044)	\$17.06	\$20.96	\$24.89
Refractory Materials Repairers, Except Brickmasons (49-9045)	\$18.02	\$18.66	\$19.55
Electrical Power-Line Installers and Repairers (49-9051)	\$27.28	\$33.05	\$36.25
Telecommunications Line Installers and Repairers (49-9052)	\$14.65	\$17.44	\$21.53
Camera and Photographic Equipment Repairers (49-9061)	\$11.78	\$14.98	\$19.02
Medical Equipment Repairers (49-9062)	\$13.53	\$16.58	\$21.31
Musical Instrument Repairers and Tuners (49-9063)	\$9.16	\$10.26	\$12.03
Watch Repairers (49-9064)	\$9.82	\$11.00	\$12.99
Precision Instrument and Equipment Repairers, All Other (49-9069)	\$15.72	\$18.90	\$23.92
Maintenance and Repair Workers, General (49-9071)	\$13.34	\$16.83	\$21.62
Wind Turbine Service Technicians (49-9081)	\$15.20	\$15.92	\$16.99
Coin, Vending, and Amusement Machine Servicers and Repairers (49-9091)	\$12.10	\$13.97	\$15.59

Commercial Divers (49-9092)	\$15.73	\$16.49	\$17.62
Fabric Menders, Except Garment (49-9093)	\$9.22	\$10.31	\$11.78
Locksmiths and Safe Repairers (49-9094)	\$10.53	\$11.76	\$13.12
Manufactured Building and Mobile Home Installers (49-9095)	\$9.69	\$10.80	\$12.09
Riggers (49-9096)	\$12.47	\$15.31	\$19.02
Signal and Track Switch Repairers (49-9097)	\$22.18	\$26.23	\$30.65
Helpers--Installation, Maintenance, and Repair Workers (49-9098)	\$8.61	\$10.12	\$12.61
Installation, Maintenance, and Repair Workers, All Other (49-9099)	\$11.46	\$13.17	\$15.83
First-Line Supervisors of Production and Operating Workers (51-1011)	\$18.26	\$23.70	\$30.12
Aircraft Structure, Surfaces, Rigging, and Systems Assemblers (51-2011)	\$17.09	\$21.17	\$27.53
Coil Winders, Tapers, and Finishers (51-2021)	\$12.79	\$15.95	\$19.09
Electrical and Electronic Equipment Assemblers (51-2022)	\$10.25	\$12.73	\$15.02
Electromechanical Equipment Assemblers (51-2023)	\$11.70	\$13.91	\$16.10
Engine and Other Machine Assemblers (51-2031)	\$14.22	\$16.32	\$19.94
Structural Metal Fabricators and Fitters (51-2041)	\$13.89	\$16.37	\$19.80
Fiberglass Laminators and Fabricators (51-2091)	\$10.95	\$12.81	\$14.66
Team Assemblers (51-2092)	\$11.09	\$13.72	\$16.62
Timing Device Assemblers and Adjusters (51-2093)	\$12.81	\$15.19	\$19.22
Assemblers and Fabricators, All Other (51-2099)	\$9.07	\$11.15	\$13.49
Bakers (51-3011)	\$8.24	\$9.55	\$11.30
Butchers and Meat Cutters (51-3021)	\$10.02	\$12.74	\$15.35
Meat, Poultry, and Fish Cutters and Trimmers (51-3022)	\$8.65	\$9.83	\$10.93
Slaughterers and Meat Packers (51-3023)	\$10.14	\$11.39	\$12.78

Food and Tobacco Roasting, Baking, and Drying Machine Operators and Tenders (51-3091)	\$11.09	\$15.51	\$18.46
Food Batchmakers (51-3092)	\$11.06	\$13.94	\$16.85
Food Cooking Machine Operators and Tenders (51-3093)	\$11.90	\$15.87	\$19.44
Food Processing Workers, All Other (51-3099)	\$10.37	\$12.12	\$14.29
Computer-Controlled Machine Tool Operators, Metal and Plastic (51-4011)	\$13.19	\$16.61	\$20.79
Computer Numerically Controlled Machine Tool Programmers, Metal and Plastic (51-4012)	\$20.60	\$24.56	\$29.60
Extruding and Drawing Machine Setters, Operators, and Tenders, Metal and Plastic (51-4021)	\$10.76	\$13.70	\$16.14
Forging Machine Setters, Operators, and Tenders, Metal and Plastic (51-4022)	\$13.97	\$17.25	\$20.76
Rolling Machine Setters, Operators, and Tenders, Metal and Plastic (51-4023)	\$16.31	\$19.59	\$22.71
Cutting, Punching, and Press Machine Setters, Operators, and Tenders, Metal and Plastic (51-4031)	\$11.42	\$13.35	\$16.39
Drilling and Boring Machine Tool Setters, Operators, and Tenders, Metal and Plastic (51-4032)	\$13.39	\$15.90	\$18.15
Grinding, Lapping, Polishing, and Buffing Machine Tool Setters, Operators, and Tenders, Metal and Plastic (51-4033)	\$13.44	\$15.59	\$18.54
Lathe and Turning Machine Tool Setters, Operators, and Tenders, Metal and Plastic (51-4034)	\$13.79	\$17.06	\$20.02
Milling and Planing Machine Setters, Operators, and Tenders, Metal and Plastic (51-4035)	\$14.24	\$16.91	\$19.00
Machinists (51-4041)	\$13.87	\$17.22	\$21.11
Metal-Refining Furnace Operators and Tenders (51-4051)	\$15.37	\$17.90	\$20.01
Pourers and Casters, Metal (51-4052)	\$14.45	\$16.97	\$20.56
Model Makers, Metal and Plastic (51-4061)	\$11.97	\$14.29	\$19.44
Patternmakers, Metal and Plastic (51-4062)	\$15.84	\$20.81	\$24.22
Foundry Mold and Coremakers (51-4071)	\$15.08	\$17.27	\$19.24

Molding, Coremaking, and Casting Machine Setters, Operators, and Tenders, Metal and Plastic (51-4072)	\$11.21	\$13.77	\$17.05
Multiple Machine Tool Setters, Operators, and Tenders, Metal and Plastic (51-4081)	\$13.58	\$15.98	\$19.02
Tool and Die Makers (51-4111)	\$18.61	\$21.93	\$26.25
Welders, Cutters, Solderers, and Brazers (51-4121)	\$14.83	\$17.28	\$20.28
Welding, Soldering, and Brazing Machine Setters, Operators, and Tenders (51-4122)	\$13.93	\$16.66	\$19.28
Heat Treating Equipment Setters, Operators, and Tenders, Metal and Plastic (51-4191)	\$12.23	\$15.56	\$18.77
Layout Workers, Metal and Plastic (51-4192)	\$14.58	\$17.51	\$20.24
Plating and Coating Machine Setters, Operators, and Tenders, Metal and Plastic (51-4193)	\$11.16	\$12.41	\$14.37
Tool Grinders, Filers, and Sharpeners (51-4194)	\$14.31	\$16.49	\$19.39
Metal Workers and Plastic Workers, All Other (51-4199)	\$11.23	\$13.72	\$17.09
Prepress Technicians and Workers (51-5111)	\$11.81	\$14.89	\$18.77
Printing Press Operators (51-5112)	\$11.41	\$15.32	\$19.11
Print Binding and Finishing Workers (51-5113)	\$11.03	\$14.51	\$17.84
Laundry and Dry-Cleaning Workers (51-6011)	\$8.56	\$9.27	\$10.25
Pressers, Textile, Garment, and Related Materials (51-6021)	\$8.49	\$9.74	\$12.11
Sewing Machine Operators (51-6031)	\$9.19	\$11.20	\$14.94
Shoe and Leather Workers and Repairers (51-6041)	\$8.48	\$9.22	\$10.17
Shoe Machine Operators and Tenders (51-6042)	\$11.55	\$11.83	\$12.26
Sewers, Hand (51-6051)	\$9.17	\$10.26	\$11.54
Tailors, Dressmakers, and Custom Sewers (51-6052)	\$8.87	\$9.95	\$11.25
Textile Bleaching and Dyeing Machine Operators and Tenders (51-6061)	\$11.05	\$12.02	\$12.90
Textile Cutting Machine Setters, Operators, and Tenders (51-6062)	\$10.13	\$12.04	\$14.19

Textile Knitting and Weaving Machine Setters, Operators, and Tenders (51-6063)	\$11.55	\$13.22	\$15.40
Textile Winding, Twisting, and Drawing Out Machine Setters, Operators, and Tenders (51-6064)	\$10.63	\$11.66	\$12.12
Extruding and Forming Machine Setters, Operators, and Tenders, Synthetic and Glass Fibers (51-6091)	\$13.38	\$18.37	\$20.59
Fabric and Apparel Patternmakers (51-6092)	\$16.26	\$18.18	\$22.87
Upholsterers (51-6093)	\$10.77	\$12.65	\$14.02
Textile, Apparel, and Furnishings Workers, All Other (51-6099)	\$11.90	\$13.58	\$17.41
Cabinetmakers and Bench Carpenters (51-7011)	\$10.22	\$12.41	\$15.28
Furniture Finishers (51-7021)	\$10.67	\$11.46	\$13.48
Model Makers, Wood (51-7031)	\$10.86	\$12.02	\$13.37
Patternmakers, Wood (51-7032)	\$11.80	\$13.28	\$14.50
Sawing Machine Setters, Operators, and Tenders, Wood (51-7041)	\$11.37	\$13.77	\$15.97
Woodworking Machine Setters, Operators, and Tenders, Except Sawing (51-7042)	\$8.61	\$10.59	\$12.85
Woodworkers, All Other (51-7099)	\$11.44	\$12.71	\$14.51
Nuclear Power Reactor Operators (51-8011)	\$38.88	\$40.76	\$45.69
Power Distributors and Dispatchers (51-8012)	\$27.13	\$30.39	\$33.60
Power Plant Operators (51-8013)	\$34.91	\$39.27	\$41.17
Stationary Engineers and Boiler Operators (51-8021)	\$21.04	\$25.65	\$28.64
Water and Wastewater Treatment Plant and System Operators (51-8031)	\$14.13	\$17.62	\$22.14
Chemical Plant and System Operators (51-8091)	\$20.06	\$23.94	\$27.38
Gas Plant Operators (51-8092)	\$18.00	\$22.71	\$25.50
Petroleum Pump System Operators, Refinery Operators, and Gaugers (51-8093)	\$21.29	\$24.45	\$27.12
Plant and System Operators, All Other (51-8099)	\$31.00	\$33.52	\$34.97
Chemical Equipment Operators and Tenders (51-	\$17.54	\$22.27	\$28.22

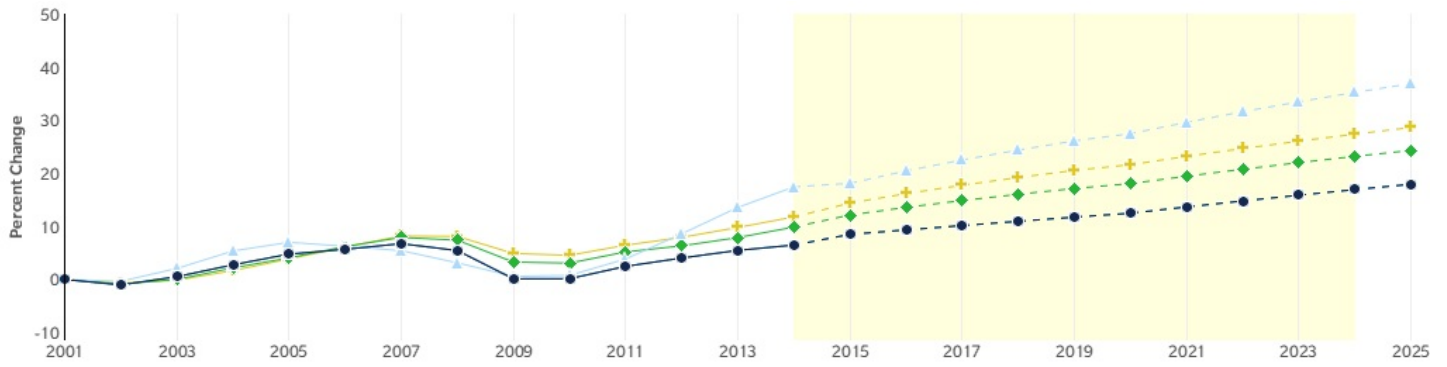
9011)	\$17.51	\$22.57	\$20.23
Separating, Filtering, Clarifying, Precipitating, and Still Machine Setters, Operators, and Tenders (51-9012)	\$14.20	\$18.41	\$24.38
Crushing, Grinding, and Polishing Machine Setters, Operators, and Tenders (51-9021)	\$12.30	\$15.22	\$17.91
Grinding and Polishing Workers, Hand (51-9022)	\$10.61	\$12.60	\$15.19
Mixing and Blending Machine Setters, Operators, and Tenders (51-9023)	\$15.50	\$18.58	\$21.78
Cutters and Trimmers, Hand (51-9031)	\$9.73	\$11.26	\$13.43
Cutting and Slicing Machine Setters, Operators, and Tenders (51-9032)	\$11.91	\$13.95	\$16.68
Extruding, Forming, Pressing, and Compacting Machine Setters, Operators, and Tenders (51-9041)	\$11.31	\$13.56	\$16.31
Furnace, Kiln, Oven, Drier, and Kettle Operators and Tenders (51-9051)	\$13.14	\$15.63	\$19.52
Inspectors, Testers, Sorters, Samplers, and Weighers (51-9061)	\$12.83	\$15.82	\$20.04
Jewelers and Precious Stone and Metal Workers (51-9071)	\$14.19	\$15.95	\$18.45
Dental Laboratory Technicians (51-9081)	\$16.48	\$20.11	\$23.61
Medical Appliance Technicians (51-9082)	\$13.71	\$16.00	\$19.35
Ophthalmic Laboratory Technicians (51-9083)	\$10.89	\$12.79	\$15.75
Packaging and Filling Machine Operators and Tenders (51-9111)	\$9.07	\$11.85	\$14.94
Coating, Painting, and Spraying Machine Setters, Operators, and Tenders (51-9121)	\$13.19	\$16.13	\$19.31
Painters, Transportation Equipment (51-9122)	\$14.79	\$17.63	\$22.68
Painting, Coating, and Decorating Workers (51-9123)	\$9.87	\$11.17	\$12.76
Semiconductor Processors (51-9141)	\$14.18	\$16.50	\$19.18
Photographic Process Workers and Processing Machine Operators (51-9151)	\$9.38	\$12.16	\$14.45
Adhesive Bonding Machine Operators and Tenders	\$10.22	\$12.26	\$16.07

(51-9191)	\$10.22	\$12.50	\$10.07
Cleaning, Washing, and Metal Pickling Equipment Operators and Tenders (51-9192)	\$10.75	\$12.59	\$14.43
Cooling and Freezing Equipment Operators and Tenders (51-9193)	\$11.64	\$13.15	\$15.22
Etchers and Engravers (51-9194)	\$14.84	\$18.01	\$20.86
Molders, Shapers, and Casters, Except Metal and Plastic (51-9195)	\$11.36	\$12.95	\$14.81
Paper Goods Machine Setters, Operators, and Tenders (51-9196)	\$13.89	\$16.54	\$19.89
Tire Builders (51-9197)	\$16.39	\$19.35	\$22.14
Helpers--Production Workers (51-9198)	\$10.39	\$13.14	\$15.89
Production Workers, All Other (51-9199)	\$9.57	\$11.74	\$15.22
Aircraft Cargo Handling Supervisors (53-1011)	\$20.35	\$23.59	\$27.24
First-Line Supervisors of Helpers, Laborers, and Material Movers, Hand (53-1021)	\$13.53	\$17.50	\$23.35
First-Line Supervisors of Transportation and Material-Moving Machine and Vehicle Operators (53-1031)	\$18.02	\$24.28	\$30.75
Airline Pilots, Copilots, and Flight Engineers (53-2011)	\$37.06	\$43.66	\$50.77
Commercial Pilots (53-2012)	\$22.79	\$29.08	\$34.58
Air Traffic Controllers (53-2021)	\$41.03	\$51.47	\$58.61
Airfield Operations Specialists (53-2022)	\$15.29	\$19.93	\$23.29
Flight Attendants (53-2031)	\$16.97	\$18.52	\$22.27
Ambulance Drivers and Attendants, Except Emergency Medical Technicians (53-3011)	\$8.58	\$9.43	\$10.44
Bus Drivers, Transit and Intercity (53-3021)	\$10.79	\$13.95	\$16.68
Bus Drivers, School or Special Client (53-3022)	\$8.12	\$9.08	\$11.01
Driver/Sales Workers (53-3031)	\$8.46	\$10.61	\$14.85
Heavy and Tractor-Trailer Truck Drivers (53-3032)	\$13.28	\$15.88	\$19.79
Light Truck or Delivery Services Drivers (53-3033)	\$10.88	\$12.21	\$14.42

Taxi Drivers and Chauffeurs (53-3041)	\$7.78	\$8.33	\$9.91
Motor Vehicle Operators, All Other (53-3099)	\$11.75	\$14.52	\$18.20
Locomotive Engineers (53-4011)	\$19.85	\$21.96	\$23.41
Locomotive Firers (53-4012)	\$18.21	\$20.40	\$26.72
Rail Yard Engineers, Dinkey Operators, and Hostlers (53-4013)	\$16.46	\$19.19	\$22.39
Railroad Brake, Signal, and Switch Operators (53-4021)	\$18.53	\$20.21	\$22.99
Railroad Conductors and Yardmasters (53-4031)	\$19.08	\$21.64	\$23.94
Subway and Streetcar Operators (53-4041)	\$21.43	\$25.09	\$27.14
Rail Transportation Workers, All Other (53-4099)	\$19.69	\$25.25	\$32.00
Sailors and Marine Oilers (53-5011)	\$13.21	\$15.91	\$18.37
Captains, Mates, and Pilots of Water Vessels (53-5021)	\$24.44	\$31.32	\$37.51
Motorboat Operators (53-5022)	\$12.09	\$14.12	\$16.92
Ship Engineers (53-5031)	\$22.43	\$26.70	\$32.84
Bridge and Lock Tenders (53-6011)	\$16.38	\$19.83	\$21.02
Parking Lot Attendants (53-6021)	\$7.63	\$8.23	\$9.28
Automotive and Watercraft Service Attendants (53-6031)	\$8.05	\$8.86	\$10.50
Traffic Technicians (53-6041)	\$14.68	\$18.72	\$25.00
Transportation Inspectors (53-6051)	\$19.06	\$27.16	\$37.05
Transportation Attendants, Except Flight Attendants (53-6061)	\$8.49	\$9.71	\$11.61
Transportation Workers, All Other (53-6099)	\$10.50	\$12.16	\$15.26
Conveyor Operators and Tenders (53-7011)	\$11.76	\$12.80	\$14.52
Crane and Tower Operators (53-7021)	\$15.20	\$17.54	\$21.43
Dredge Operators (53-7031)	\$13.89	\$16.05	\$18.86


Excavating and Loading Machine and Dragline Operators (53-7032)	\$14.06	\$15.61	\$18.47
Loading Machine Operators, Underground Mining (53-7033)	\$13.03	\$15.70	\$17.37
Hoist and Winch Operators (53-7041)	\$14.68	\$15.89	\$19.37
Industrial Truck and Tractor Operators (53-7051)	\$10.84	\$12.58	\$15.36
Cleaners of Vehicles and Equipment (53-7061)	\$8.76	\$9.76	\$11.47
Laborers and Freight, Stock, and Material Movers, Hand (53-7062)	\$9.20	\$11.18	\$13.80
Machine Feeders and Offbearers (53-7063)	\$8.94	\$10.27	\$12.52
Packers and Packagers, Hand (53-7064)	\$8.50	\$9.35	\$11.14
Gas Compressor and Gas Pumping Station Operators (53-7071)	\$18.90	\$21.15	\$22.22
Pump Operators, Except Wellhead Pumpers (53-7072)	\$12.89	\$14.82	\$17.12
Wellhead Pumpers (53-7073)	\$15.00	\$19.84	\$20.89
Refuse and Recyclable Material Collectors (53-7081)	\$8.58	\$10.09	\$12.67
Mine Shuttle Car Operators (53-7111)	\$0.00	\$0.00	\$0.00
Tank Car, Truck, and Ship Loaders (53-7121)	\$14.48	\$16.99	\$19.16
Material Moving Workers, All Other (53-7199)	\$8.76	\$10.59	\$14.52
Military occupations (55-9999)	\$13.07	\$17.66	\$24.74
Unclassified Occupation (99-9999)	\$10.42	\$11.21	\$12.04

Regional Trends



Region	2014 Jobs	2024 Jobs	Change	% Change
● Region	342,696	376,340	33,644	9.8%
■ Bradley and Surrounding Counties	342,696	376,340	33,644	9.8%
▲ Bradley County, TN	54,722	63,022	8,300	15.2%
◆ State	3,754,401	4,209,716	455,315	12.1%
+ Nation	184,988,767	210,837,973	25,849,206	14.0%

Regional Breakdown



County	2024 Jobs
Hamilton County, TN	260,833
Bradley County, TN	63,022
McMinn County, TN	26,981
Rhea County, TN	14,997
Meigs County, TN	6,799

Job Postings Summary

13,341

Unique Postings (Jul 2015)
73,520 Total Postings

6 : 1

Posting Intensity (Jul 2015)
Regional Average: 6 : 1

There were 73,520 total job postings for 786 Occupations in July 2015, of which 13,341 were unique. These numbers give us a Posting Intensity of 6-to-1, meaning that for every 6 postings there is 1 unique job posting.

This is close to the Posting Intensity for all other occupations and companies in the region (6-to-1), indicating they are putting average effort toward hiring this position.

Occupation Gender Breakdown



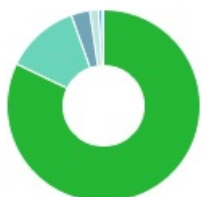
Gender	2015 Jobs	2015 Percent
● Males	187,484	53.7%
● Females	161,694	46.3%

Occupation Age Breakdown



Age	2015 Jobs	2015 Percent
14-18	6,157	1.8%
19-24	35,218	10.1%
25-34	68,398	19.6%
35-44	75,814	21.7%
45-54	80,168	23.0%
55-64	60,197	17.2%
65+	23,227	6.7%

Occupation Race/Ethnicity Breakdown



Race/Ethnicity	2015 Jobs	2015 Percent
White	286,813	82.1%
Black or African American	43,358	12.4%
Hispanic or Latino	10,951	3.1%
Asian	5,061	1.4%
Two or More Races	2,181	0.6%
American Indian or Alaska Native	673	0.2%
Native Hawaiian or Other Pacific Islander	140	0.0%

Occupational Programs

301 Programs (2014)	8,551 Completions (2014)	16,266 Openings (2014)
-------------------------------	------------------------------------	----------------------------------

CIP Code	Program	Completions (2014)
52.0201	Business Administration and Management, General	954
24.0101	Liberal Arts and Sciences/Liberal Studies	914
51.3801	Registered Nursing/Registered Nurse	717
42.0101	Psychology, General	250
31.0505	Kinesiology and Exercise Science	186

Industries Employing 786 Occupations

Industry	Occupation Group Jobs in Industry (2015)	% of Occupation Group in Industry (2015)	% of Total Jobs in Industry (2015)
Full-Service Restaurants	11,322	3.2%	100.0%
Elementary and Secondary Schools (Local Government)	10,436	3.0%	100.0%
Local Government, Excluding Education and Hospitals	9,740	2.8%	100.0%
Limited-Service Restaurants	9,165	2.6%	100.0%
Temporary Help Services	9,101	2.6%	100.0%

Appendix A - Occupations

Code	Description
11-1011	Chief Executives
11-1021	General and Operations Managers
11-1031	Legislators
11-2011	Advertising and Promotions Managers
11-2021	Marketing Managers
11-2022	Sales Managers
11-2031	Public Relations and Fundraising Managers
11-3011	Administrative Services Managers
11-3021	Computer and Information Systems Managers
11-3031	Financial Managers
11-3051	Industrial Production Managers
11-3061	Purchasing Managers
11-3071	Transportation, Storage, and Distribution Managers
11-3111	Compensation and Benefits Managers
11-3121	Human Resources Managers
11-3131	Training and Development Managers
11-9013	Farmers, Ranchers, and Other Agricultural Managers
11-9021	Construction Managers
11-9031	Education Administrators, Preschool and Childcare Center/Program
11-9032	Education Administrators, Elementary and Secondary School
11-9033	Education Administrators, Postsecondary
11-9039	Education Administrators, All Other
11-9041	Architectural and Engineering Managers
11-9051	Food Service Managers
11-9061	Funeral Service Managers
11-9071	Gaming Managers

11-9081	Lodging Managers
11-9111	Medical and Health Services Managers
11-9121	Natural Sciences Managers
11-9131	Postmasters and Mail Superintendents
11-9141	Property, Real Estate, and Community Association Managers
11-9151	Social and Community Service Managers
11-9161	Emergency Management Directors
11-9199	Managers, All Other
13-1011	Agents and Business Managers of Artists, Performers, and Athletes
13-1021	Buyers and Purchasing Agents, Farm Products
13-1022	Wholesale and Retail Buyers, Except Farm Products
13-1023	Purchasing Agents, Except Wholesale, Retail, and Farm Products
13-1031	Claims Adjusters, Examiners, and Investigators
13-1032	Insurance Appraisers, Auto Damage
13-1041	Compliance Officers
13-1051	Cost Estimators
13-1071	Human Resources Specialists
13-1074	Farm Labor Contractors
13-1075	Labor Relations Specialists
13-1081	Logisticians
13-1111	Management Analysts
13-1121	Meeting, Convention, and Event Planners
13-1131	Fundraisers
13-1141	Compensation, Benefits, and Job Analysis Specialists
13-1151	Training and Development Specialists
13-1161	Market Research Analysts and Marketing Specialists
13-1199	Business Operations Specialists, All Other
13-2011	Accountants and Auditors

13-2021	Appraisers and Assessors of Real Estate
13-2031	Budget Analysts
13-2041	Credit Analysts
13-2051	Financial Analysts
13-2052	Personal Financial Advisors
13-2053	Insurance Underwriters
13-2061	Financial Examiners
13-2071	Credit Counselors
13-2072	Loan Officers
13-2081	Tax Examiners and Collectors, and Revenue Agents
13-2082	Tax Preparers
13-2099	Financial Specialists, All Other
15-1111	Computer and Information Research Scientists
15-1121	Computer Systems Analysts
15-1122	Information Security Analysts
15-1131	Computer Programmers
15-1132	Software Developers, Applications
15-1133	Software Developers, Systems Software
15-1134	Web Developers
15-1141	Database Administrators
15-1142	Network and Computer Systems Administrators
15-1143	Computer Network Architects
15-1151	Computer User Support Specialists
15-1152	Computer Network Support Specialists
15-1199	Computer Occupations, All Other
15-2011	Actuaries
15-2021	Mathematicians
15-2031	Operations Research Analysts
15-2041	Statisticians

15-2091	Mathematical Technicians
15-2099	Mathematical Science Occupations, All Other
17-1011	Architects, Except Landscape and Naval
17-1012	Landscape Architects
17-1021	Cartographers and Photogrammetrists
17-1022	Surveyors
17-2011	Aerospace Engineers
17-2021	Agricultural Engineers
17-2031	Biomedical Engineers
17-2041	Chemical Engineers
17-2051	Civil Engineers
17-2061	Computer Hardware Engineers
17-2071	Electrical Engineers
17-2072	Electronics Engineers, Except Computer
17-2081	Environmental Engineers
17-2111	Health and Safety Engineers, Except Mining Safety Engineers and Inspectors
17-2112	Industrial Engineers
17-2121	Marine Engineers and Naval Architects
17-2131	Materials Engineers
17-2141	Mechanical Engineers
17-2151	Mining and Geological Engineers, Including Mining Safety Engineers
17-2161	Nuclear Engineers
17-2171	Petroleum Engineers
17-2199	Engineers, All Other
17-3011	Architectural and Civil Drafters
17-3012	Electrical and Electronics Drafters
17-3013	Mechanical Drafters
17-3019	Drafters, All Other

17-3021	Aerospace Engineering and Operations Technicians
17-3022	Civil Engineering Technicians
17-3023	Electrical and Electronics Engineering Technicians
17-3024	Electro-Mechanical Technicians
17-3025	Environmental Engineering Technicians
17-3026	Industrial Engineering Technicians
17-3027	Mechanical Engineering Technicians
17-3029	Engineering Technicians, Except Drafters, All Other
17-3031	Surveying and Mapping Technicians
19-1011	Animal Scientists
19-1012	Food Scientists and Technologists
19-1013	Soil and Plant Scientists
19-1021	Biochemists and Biophysicists
19-1022	Microbiologists
19-1023	Zoologists and Wildlife Biologists
19-1029	Biological Scientists, All Other
19-1031	Conservation Scientists
19-1032	Foresters
19-1041	Epidemiologists
19-1042	Medical Scientists, Except Epidemiologists
19-1099	Life Scientists, All Other
19-2011	Astronomers
19-2012	Physicists
19-2021	Atmospheric and Space Scientists
19-2031	Chemists
19-2032	Materials Scientists
19-2041	Environmental Scientists and Specialists, Including Health
19-2042	Geoscientists, Except Hydrologists and Geographers
19-2043	Hydrologists

19-2099	Physical Scientists, All Other
19-3011	Economists
19-3022	Survey Researchers
19-3031	Clinical, Counseling, and School Psychologists
19-3032	Industrial-Organizational Psychologists
19-3039	Psychologists, All Other
19-3041	Sociologists
19-3051	Urban and Regional Planners
19-3091	Anthropologists and Archeologists
19-3092	Geographers
19-3093	Historians
19-3094	Political Scientists
19-3099	Social Scientists and Related Workers, All Other
19-4011	Agricultural and Food Science Technicians
19-4021	Biological Technicians
19-4031	Chemical Technicians
19-4041	Geological and Petroleum Technicians
19-4051	Nuclear Technicians
19-4061	Social Science Research Assistants
19-4091	Environmental Science and Protection Technicians, Including Health
19-4092	Forensic Science Technicians
19-4093	Forest and Conservation Technicians
19-4099	Life, Physical, and Social Science Technicians, All Other
21-1011	Substance Abuse and Behavioral Disorder Counselors
21-1012	Educational, Guidance, School, and Vocational Counselors
21-1013	Marriage and Family Therapists
21-1014	Mental Health Counselors
21-1015	Rehabilitation Counselors

21-1019	Counselors, All Other
21-1021	Child, Family, and School Social Workers
21-1022	Healthcare Social Workers
21-1023	Mental Health and Substance Abuse Social Workers
21-1029	Social Workers, All Other
21-1091	Health Educators
21-1092	Probation Officers and Correctional Treatment Specialists
21-1093	Social and Human Service Assistants
21-1094	Community Health Workers
21-1099	Community and Social Service Specialists, All Other
21-2011	Clergy
21-2021	Directors, Religious Activities and Education
21-2099	Religious Workers, All Other
23-1011	Lawyers
23-1012	Judicial Law Clerks
23-1021	Administrative Law Judges, Adjudicators, and Hearing Officers
23-1022	Arbitrators, Mediators, and Conciliators
23-1023	Judges, Magistrate Judges, and Magistrates
23-2011	Paralegals and Legal Assistants
23-2091	Court Reporters
23-2093	Title Examiners, Abstractors, and Searchers
23-2099	Legal Support Workers, All Other
25-1099	Postsecondary Teachers
25-2011	Preschool Teachers, Except Special Education
25-2012	Kindergarten Teachers, Except Special Education
25-2021	Elementary School Teachers, Except Special Education
25-2022	Middle School Teachers, Except Special and Career/Technical Education
25-2023	Career/Technical Education Teachers, Middle School
25-2031	Secondary School Teachers, Except Special and Career/Technical Education

25-2032	Career/Technical Education Teachers, Secondary School
25-2051	Special Education Teachers, Preschool
25-2052	Special Education Teachers, Kindergarten and Elementary School
25-2053	Special Education Teachers, Middle School
25-2054	Special Education Teachers, Secondary School
25-2059	Special Education Teachers, All Other
25-3011	Adult Basic and Secondary Education and Literacy Teachers and Instructors
25-3021	Self-Enrichment Education Teachers
25-3098	Substitute Teachers
25-3099	Teachers and Instructors, All Other
25-4011	Archivists
25-4012	Curators
25-4013	Museum Technicians and Conservators
25-4021	Librarians
25-4031	Library Technicians
25-9011	Audio-Visual and Multimedia Collections Specialists
25-9021	Farm and Home Management Advisors
25-9031	Instructional Coordinators
25-9041	Teacher Assistants
25-9099	Education, Training, and Library Workers, All Other
27-1011	Art Directors
27-1012	Craft Artists
27-1013	Fine Artists, Including Painters, Sculptors, and Illustrators
27-1014	Multimedia Artists and Animators
27-1019	Artists and Related Workers, All Other
27-1021	Commercial and Industrial Designers
27-1022	Fashion Designers
27-1023	Floral Designers

27-1024	Graphic Designers
27-1025	Interior Designers
27-1026	Merchandise Displayers and Window Trimmers
27-1027	Set and Exhibit Designers
27-1029	Designers, All Other
27-2011	Actors
27-2012	Producers and Directors
27-2021	Athletes and Sports Competitors
27-2022	Coaches and Scouts
27-2023	Umpires, Referees, and Other Sports Officials
27-2031	Dancers
27-2032	Choreographers
27-2041	Music Directors and Composers
27-2042	Musicians and Singers
27-2099	Entertainers and Performers, Sports and Related Workers, All Other
27-3011	Radio and Television Announcers
27-3012	Public Address System and Other Announcers
27-3021	Broadcast News Analysts
27-3022	Reporters and Correspondents
27-3031	Public Relations Specialists
27-3041	Editors
27-3042	Technical Writers
27-3043	Writers and Authors
27-3091	Interpreters and Translators
27-3099	Media and Communication Workers, All Other
27-4011	Audio and Video Equipment Technicians
27-4012	Broadcast Technicians
27-4013	Radio Operators
27-4014	Sound Engineering Technicians

27-4021	Photographers
27-4031	Camera Operators, Television, Video, and Motion Picture
27-4032	Film and Video Editors
27-4099	Media and Communication Equipment Workers, All Other
29-1011	Chiropractors
29-1021	Dentists, General
29-1022	Oral and Maxillofacial Surgeons
29-1023	Orthodontists
29-1024	Prosthodontists
29-1029	Dentists, All Other Specialists
29-1031	Dietitians and Nutritionists
29-1041	Optometrists
29-1051	Pharmacists
29-1061	Anesthesiologists
29-1062	Family and General Practitioners
29-1063	Internists, General
29-1064	Obstetricians and Gynecologists
29-1065	Pediatricians, General
29-1066	Psychiatrists
29-1067	Surgeons
29-1069	Physicians and Surgeons, All Other
29-1071	Physician Assistants
29-1081	Podiatrists
29-1122	Occupational Therapists
29-1123	Physical Therapists
29-1124	Radiation Therapists
29-1125	Recreational Therapists
29-1126	Respiratory Therapists

29-1127	Speech-Language Pathologists
29-1128	Exercise Physiologists
29-1129	Therapists, All Other
29-1131	Veterinarians
29-1141	Registered Nurses
29-1151	Nurse Anesthetists
29-1161	Nurse Midwives
29-1171	Nurse Practitioners
29-1181	Audiologists
29-1199	Health Diagnosing and Treating Practitioners, All Other
29-2011	Medical and Clinical Laboratory Technologists
29-2012	Medical and Clinical Laboratory Technicians
29-2021	Dental Hygienists
29-2031	Cardiovascular Technologists and Technicians
29-2032	Diagnostic Medical Sonographers
29-2033	Nuclear Medicine Technologists
29-2034	Radiologic Technologists
29-2035	Magnetic Resonance Imaging Technologists
29-2041	Emergency Medical Technicians and Paramedics
29-2051	Dietetic Technicians
29-2052	Pharmacy Technicians
29-2053	Psychiatric Technicians
29-2054	Respiratory Therapy Technicians
29-2055	Surgical Technologists
29-2056	Veterinary Technologists and Technicians
29-2057	Ophthalmic Medical Technicians
29-2061	Licensed Practical and Licensed Vocational Nurses
29-2071	Medical Records and Health Information Technicians
29-2081	Opticians, Dispensing

29-2091	Orthotists and Prosthetists
29-2092	Hearing Aid Specialists
29-2099	Health Technologists and Technicians, All Other
29-9011	Occupational Health and Safety Specialists
29-9012	Occupational Health and Safety Technicians
29-9091	Athletic Trainers
29-9092	Genetic Counselors
29-9099	Healthcare Practitioners and Technical Workers, All Other
31-1011	Home Health Aides
31-1013	Psychiatric Aides
31-1014	Nursing Assistants
31-1015	Orderlies
31-2011	Occupational Therapy Assistants
31-2012	Occupational Therapy Aides
31-2021	Physical Therapist Assistants
31-2022	Physical Therapist Aides
31-9011	Massage Therapists
31-9091	Dental Assistants
31-9092	Medical Assistants
31-9093	Medical Equipment Preparers
31-9094	Medical Transcriptionists
31-9095	Pharmacy Aides
31-9096	Veterinary Assistants and Laboratory Animal Caretakers
31-9097	Phlebotomists
31-9099	Healthcare Support Workers, All Other
33-1011	First-Line Supervisors of Correctional Officers
33-1012	First-Line Supervisors of Police and Detectives
33-1021	First-Line Supervisors of Fire Fighting and Prevention Workers

33-1099	First-Line Supervisors of Protective Service Workers, All Other
33-2011	Firefighters
33-2021	Fire Inspectors and Investigators
33-2022	Forest Fire Inspectors and Prevention Specialists
33-3011	Bailiffs
33-3012	Correctional Officers and Jailers
33-3021	Detectives and Criminal Investigators
33-3031	Fish and Game Wardens
33-3041	Parking Enforcement Workers
33-3051	Police and Sheriff's Patrol Officers
33-3052	Transit and Railroad Police
33-9011	Animal Control Workers
33-9021	Private Detectives and Investigators
33-9031	Gaming Surveillance Officers and Gaming Investigators
33-9032	Security Guards
33-9091	Crossing Guards
33-9092	Lifeguards, Ski Patrol, and Other Recreational Protective Service Workers
33-9093	Transportation Security Screeners
33-9099	Protective Service Workers, All Other
35-1011	Chefs and Head Cooks
35-1012	First-Line Supervisors of Food Preparation and Serving Workers
35-2011	Cooks, Fast Food
35-2012	Cooks, Institution and Cafeteria
35-2013	Cooks, Private Household
35-2014	Cooks, Restaurant
35-2015	Cooks, Short Order
35-2019	Cooks, All Other
35-2021	Food Preparation Workers
35-3011	Bartenders

35-3021	Combined Food Preparation and Serving Workers, Including Fast Food
35-3022	Counter Attendants, Cafeteria, Food Concession, and Coffee Shop
35-3031	Waiters and Waitresses
35-3041	Food Servers, Nonrestaurant
35-9011	Dining Room and Cafeteria Attendants and Bartender Helpers
35-9021	Dishwashers
35-9031	Hosts and Hostesses, Restaurant, Lounge, and Coffee Shop
35-9099	Food Preparation and Serving Related Workers, All Other
37-1011	First-Line Supervisors of Housekeeping and Janitorial Workers
37-1012	First-Line Supervisors of Landscaping, Lawn Service, and Groundskeeping Workers
37-2011	Janitors and Cleaners, Except Maids and Housekeeping Cleaners
37-2012	Maids and Housekeeping Cleaners
37-2019	Building Cleaning Workers, All Other
37-2021	Pest Control Workers
37-3011	Landscaping and Groundskeeping Workers
37-3012	Pesticide Handlers, Sprayers, and Applicators, Vegetation
37-3013	Tree Trimmers and Pruners
37-3019	Grounds Maintenance Workers, All Other
39-1011	Gaming Supervisors
39-1012	Slot Supervisors
39-1021	First-Line Supervisors of Personal Service Workers
39-2011	Animal Trainers
39-2021	Nonfarm Animal Caretakers
39-3011	Gaming Dealers
39-3012	Gaming and Sports Book Writers and Runners
39-3019	Gaming Service Workers, All Other
39-3021	Motion Picture Projectionists
39-3031	Ushers, Lobby Attendants, and Ticket Takers

39-3091	Amusement and Recreation Attendants
39-3092	Costume Attendants
39-3093	Locker Room, Coatroom, and Dressing Room Attendants
39-3099	Entertainment Attendants and Related Workers, All Other
39-4011	Embalmers
39-4021	Funeral Attendants
39-4031	Morticians, Undertakers, and Funeral Directors
39-5011	Barbers
39-5012	Hairdressers, Hairstylists, and Cosmetologists
39-5091	Makeup Artists, Theatrical and Performance
39-5092	Manicurists and Pedicurists
39-5093	Shampooers
39-5094	Skincare Specialists
39-6011	Baggage Porters and Bellhops
39-6012	Concierges
39-7011	Tour Guides and Escorts
39-7012	Travel Guides
39-9011	Childcare Workers
39-9021	Personal Care Aides
39-9031	Fitness Trainers and Aerobics Instructors
39-9032	Recreation Workers
39-9041	Residential Advisors
39-9099	Personal Care and Service Workers, All Other
41-1011	First-Line Supervisors of Retail Sales Workers
41-1012	First-Line Supervisors of Non-Retail Sales Workers
41-2011	Cashiers
41-2012	Gaming Change Persons and Booth Cashiers
41-2021	Counter and Rental Clerks
41-2022	Parts Salespersons

41-2031	Retail Salespersons
41-3011	Advertising Sales Agents
41-3021	Insurance Sales Agents
41-3031	Securities, Commodities, and Financial Services Sales Agents
41-3041	Travel Agents
41-3099	Sales Representatives, Services, All Other
41-4011	Sales Representatives, Wholesale and Manufacturing, Technical and Scientific Products
41-4012	Sales Representatives, Wholesale and Manufacturing, Except Technical and Scientific Products
41-9011	Demonstrators and Product Promoters
41-9012	Models
41-9021	Real Estate Brokers
41-9022	Real Estate Sales Agents
41-9031	Sales Engineers
41-9041	Telemarketers
41-9091	Door-to-Door Sales Workers, News and Street Vendors, and Related Workers
41-9099	Sales and Related Workers, All Other
43-1011	First-Line Supervisors of Office and Administrative Support Workers
43-2011	Switchboard Operators, Including Answering Service
43-2021	Telephone Operators
43-2099	Communications Equipment Operators, All Other
43-3011	Bill and Account Collectors
43-3021	Billing and Posting Clerks
43-3031	Bookkeeping, Accounting, and Auditing Clerks
43-3041	Gaming Cage Workers
43-3051	Payroll and Timekeeping Clerks
43-3061	Procurement Clerks
43-3071	Tellers
43-3099	Financial Clerks, All Other

43-4011	Brokerage Clerks
43-4021	Correspondence Clerks
43-4031	Court, Municipal, and License Clerks
43-4041	Credit Authorizers, Checkers, and Clerks
43-4051	Customer Service Representatives
43-4061	Eligibility Interviewers, Government Programs
43-4071	File Clerks
43-4081	Hotel, Motel, and Resort Desk Clerks
43-4111	Interviewers, Except Eligibility and Loan
43-4121	Library Assistants, Clerical
43-4131	Loan Interviewers and Clerks
43-4141	New Accounts Clerks
43-4151	Order Clerks
43-4161	Human Resources Assistants, Except Payroll and Timekeeping
43-4171	Receptionists and Information Clerks
43-4181	Reservation and Transportation Ticket Agents and Travel Clerks
43-4199	Information and Record Clerks, All Other
43-5011	Cargo and Freight Agents
43-5021	Couriers and Messengers
43-5031	Police, Fire, and Ambulance Dispatchers
43-5032	Dispatchers, Except Police, Fire, and Ambulance
43-5041	Meter Readers, Utilities
43-5051	Postal Service Clerks
43-5052	Postal Service Mail Carriers
43-5053	Postal Service Mail Sorters, Processors, and Processing Machine Operators
43-5061	Production, Planning, and Expediting Clerks
43-5071	Shipping, Receiving, and Traffic Clerks
43-5081	Stock Clerks and Order Fillers
43-5111	Weighers, Measurers, Checkers, and Samplers, Recordkeeping

43-6011	Executive Secretaries and Executive Administrative Assistants
43-6012	Legal Secretaries
43-6013	Medical Secretaries
43-6014	Secretaries and Administrative Assistants, Except Legal, Medical, and Executive
43-9011	Computer Operators
43-9021	Data Entry Keyers
43-9022	Word Processors and Typists
43-9031	Desktop Publishers
43-9041	Insurance Claims and Policy Processing Clerks
43-9051	Mail Clerks and Mail Machine Operators, Except Postal Service
43-9061	Office Clerks, General
43-9071	Office Machine Operators, Except Computer
43-9081	Proofreaders and Copy Markers
43-9111	Statistical Assistants
43-9199	Office and Administrative Support Workers, All Other
45-1011	First-Line Supervisors of Farming, Fishing, and Forestry Workers
45-2011	Agricultural Inspectors
45-2021	Animal Breeders
45-2041	Graders and Sorters, Agricultural Products
45-2091	Agricultural Equipment Operators
45-2092	Farmworkers and Laborers, Crop, Nursery, and Greenhouse
45-2093	Farmworkers, Farm, Ranch, and Aquacultural Animals
45-2099	Agricultural Workers, All Other
45-3011	Fishers and Related Fishing Workers
45-3021	Hunters and Trappers
45-4011	Forest and Conservation Workers
45-4021	Fallers
45-4022	Logging Equipment Operators

45-4023	Log Graders and Scalers
45-4029	Logging Workers, All Other
47-1011	First-Line Supervisors of Construction Trades and Extraction Workers
47-2011	Boilermakers
47-2021	Brickmasons and Blockmasons
47-2022	Stonemasons
47-2031	Carpenters
47-2041	Carpet Installers
47-2042	Floor Layers, Except Carpet, Wood, and Hard Tiles
47-2043	Floor Sanders and Finishers
47-2044	Tile and Marble Setters
47-2051	Cement Masons and Concrete Finishers
47-2053	Terrazzo Workers and Finishers
47-2061	Construction Laborers
47-2071	Paving, Surfacing, and Tamping Equipment Operators
47-2072	Pile-Driver Operators
47-2073	Operating Engineers and Other Construction Equipment Operators
47-2081	Drywall and Ceiling Tile Installers
47-2082	Tapers
47-2111	Electricians
47-2121	Glaziers
47-2131	Insulation Workers, Floor, Ceiling, and Wall
47-2132	Insulation Workers, Mechanical
47-2141	Painters, Construction and Maintenance
47-2142	Paperhangers
47-2151	Pipelayers
47-2152	Plumbers, Pipefitters, and Steamfitters
47-2161	Plasterers and Stucco Masons
47-2171	Reinforcing Iron and Rebar Workers

47-2181	Roofers
47-2211	Sheet Metal Workers
47-2221	Structural Iron and Steel Workers
47-2231	Solar Photovoltaic Installers
47-3011	Helpers--Brickmasons, Blockmasons, Stonemasons, and Tile and Marble Setters
47-3012	Helpers--Carpenters
47-3013	Helpers--Electricians
47-3014	Helpers--Painters, Paperhangers, Plasterers, and Stucco Masons
47-3015	Helpers--Pipelayers, Plumbers, Pipefitters, and Steamfitters
47-3016	Helpers--Roofers
47-3019	Helpers, Construction Trades, All Other
47-4011	Construction and Building Inspectors
47-4021	Elevator Installers and Repairers
47-4031	Fence Erectors
47-4041	Hazardous Materials Removal Workers
47-4051	Highway Maintenance Workers
47-4061	Rail-Track Laying and Maintenance Equipment Operators
47-4071	Septic Tank Servicers and Sewer Pipe Cleaners
47-4091	Segmental Pavers
47-4099	Construction and Related Workers, All Other
47-5011	Derrick Operators, Oil and Gas
47-5012	Rotary Drill Operators, Oil and Gas
47-5013	Service Unit Operators, Oil, Gas, and Mining
47-5021	Earth Drillers, Except Oil and Gas
47-5031	Explosives Workers, Ordnance Handling Experts, and Blasters
47-5041	Continuous Mining Machine Operators
47-5042	Mine Cutting and Channeling Machine Operators
47-5049	Mining Machine Operators, All Other

47-5051	Rock Splitters, Quarry
47-5061	Roof Bolters, Mining
47-5071	Roustabouts, Oil and Gas
47-5081	Helpers--Extraction Workers
47-5099	Extraction Workers, All Other
49-1011	First-Line Supervisors of Mechanics, Installers, and Repairers
49-2011	Computer, Automated Teller, and Office Machine Repairers
49-2021	Radio, Cellular, and Tower Equipment Installers and Repairs
49-2022	Telecommunications Equipment Installers and Repairers, Except Line Installers
49-2091	Avionics Technicians
49-2092	Electric Motor, Power Tool, and Related Repairers
49-2093	Electrical and Electronics Installers and Repairers, Transportation Equipment
49-2094	Electrical and Electronics Repairers, Commercial and Industrial Equipment
49-2095	Electrical and Electronics Repairers, Powerhouse, Substation, and Relay
49-2096	Electronic Equipment Installers and Repairers, Motor Vehicles
49-2097	Electronic Home Entertainment Equipment Installers and Repairers
49-2098	Security and Fire Alarm Systems Installers
49-3011	Aircraft Mechanics and Service Technicians
49-3021	Automotive Body and Related Repairers
49-3022	Automotive Glass Installers and Repairers
49-3023	Automotive Service Technicians and Mechanics
49-3031	Bus and Truck Mechanics and Diesel Engine Specialists
49-3041	Farm Equipment Mechanics and Service Technicians
49-3042	Mobile Heavy Equipment Mechanics, Except Engines
49-3043	Rail Car Repairers
49-3051	Motorboat Mechanics and Service Technicians
49-3052	Motorcycle Mechanics
49-3053	Outdoor Power Equipment and Other Small Engine Mechanics
49-3091	Bicycle Repairers

49-3092	Recreational Vehicle Service Technicians
49-3093	Tire Repairers and Changers
49-9011	Mechanical Door Repairers
49-9012	Control and Valve Installers and Repairers, Except Mechanical Door
49-9021	Heating, Air Conditioning, and Refrigeration Mechanics and Installers
49-9031	Home Appliance Repairers
49-9041	Industrial Machinery Mechanics
49-9043	Maintenance Workers, Machinery
49-9044	Millwrights
49-9045	Refractory Materials Repairers, Except Brickmasons
49-9051	Electrical Power-Line Installers and Repairers
49-9052	Telecommunications Line Installers and Repairers
49-9061	Camera and Photographic Equipment Repairers
49-9062	Medical Equipment Repairers
49-9063	Musical Instrument Repairers and Tuners
49-9064	Watch Repairers
49-9069	Precision Instrument and Equipment Repairers, All Other
49-9071	Maintenance and Repair Workers, General
49-9081	Wind Turbine Service Technicians
49-9091	Coin, Vending, and Amusement Machine Servicers and Repairers
49-9092	Commercial Divers
49-9093	Fabric Menders, Except Garment
49-9094	Locksmiths and Safe Repairers
49-9095	Manufactured Building and Mobile Home Installers
49-9096	Riggers
49-9097	Signal and Track Switch Repairers
49-9098	Helpers--Installation, Maintenance, and Repair Workers
49-9099	Installation, Maintenance, and Repair Workers, All Other

51-1011	First-Line Supervisors of Production and Operating Workers
51-2011	Aircraft Structure, Surfaces, Rigging, and Systems Assemblers
51-2021	Coil Winders, Tapers, and Finishers
51-2022	Electrical and Electronic Equipment Assemblers
51-2023	Electromechanical Equipment Assemblers
51-2031	Engine and Other Machine Assemblers
51-2041	Structural Metal Fabricators and Fitters
51-2091	Fiberglass Laminators and Fabricators
51-2092	Team Assemblers
51-2093	Timing Device Assemblers and Adjusters
51-2099	Assemblers and Fabricators, All Other
51-3011	Bakers
51-3021	Butchers and Meat Cutters
51-3022	Meat, Poultry, and Fish Cutters and Trimmers
51-3023	Slaughterers and Meat Packers
51-3091	Food and Tobacco Roasting, Baking, and Drying Machine Operators and Tenders
51-3092	Food Batchmakers
51-3093	Food Cooking Machine Operators and Tenders
51-3099	Food Processing Workers, All Other
51-4011	Computer-Controlled Machine Tool Operators, Metal and Plastic
51-4012	Computer Numerically Controlled Machine Tool Programmers, Metal and Plastic
51-4021	Extruding and Drawing Machine Setters, Operators, and Tenders, Metal and Plastic
51-4022	Forging Machine Setters, Operators, and Tenders, Metal and Plastic
51-4023	Rolling Machine Setters, Operators, and Tenders, Metal and Plastic
51-4031	Cutting, Punching, and Press Machine Setters, Operators, and Tenders, Metal and Plastic
51-4032	Drilling and Boring Machine Tool Setters, Operators, and Tenders, Metal and Plastic
51-4033	Grinding, Lapping, Polishing, and Buffing Machine Tool Setters, Operators, and Tenders, Metal and Plastic
51-4034	Lathe and Turning Machine Tool Setters, Operators, and Tenders, Metal and Plastic
51-4035	Milling and Planing Machine Setters, Operators, and Tenders, Metal and Plastic

51-4041	Machinists
51-4051	Metal-Refining Furnace Operators and Tenders
51-4052	Pourers and Casters, Metal
51-4061	Model Makers, Metal and Plastic
51-4062	Patternmakers, Metal and Plastic
51-4071	Foundry Mold and Coremakers
51-4072	Molding, Coremaking, and Casting Machine Setters, Operators, and Tenders, Metal and Plastic
51-4081	Multiple Machine Tool Setters, Operators, and Tenders, Metal and Plastic
51-4111	Tool and Die Makers
51-4121	Welders, Cutters, Solderers, and Brazers
51-4122	Welding, Soldering, and Brazing Machine Setters, Operators, and Tenders
51-4191	Heat Treating Equipment Setters, Operators, and Tenders, Metal and Plastic
51-4192	Layout Workers, Metal and Plastic
51-4193	Plating and Coating Machine Setters, Operators, and Tenders, Metal and Plastic
51-4194	Tool Grinders, Filers, and Sharpeners
51-4199	Metal Workers and Plastic Workers, All Other
51-5111	Prepress Technicians and Workers
51-5112	Printing Press Operators
51-5113	Print Binding and Finishing Workers
51-6011	Laundry and Dry-Cleaning Workers
51-6021	Pressers, Textile, Garment, and Related Materials
51-6031	Sewing Machine Operators
51-6041	Shoe and Leather Workers and Repairers
51-6042	Shoe Machine Operators and Tenders
51-6051	Sewers, Hand
51-6052	Tailors, Dressmakers, and Custom Sewers
51-6061	Textile Bleaching and Dyeing Machine Operators and Tenders
51-6062	Textile Cutting Machine Setters, Operators, and Tenders

51-6063	Textile Knitting and Weaving Machine Setters, Operators, and Tenders
51-6064	Textile Winding, Twisting, and Drawing Out Machine Setters, Operators, and Tenders
51-6091	Extruding and Forming Machine Setters, Operators, and Tenders, Synthetic and Glass Fibers
51-6092	Fabric and Apparel Patternmakers
51-6093	Upholsterers
51-6099	Textile, Apparel, and Furnishings Workers, All Other
51-7011	Cabinetmakers and Bench Carpenters
51-7021	Furniture Finishers
51-7031	Model Makers, Wood
51-7032	Patternmakers, Wood
51-7041	Sawing Machine Setters, Operators, and Tenders, Wood
51-7042	Woodworking Machine Setters, Operators, and Tenders, Except Sawing
51-7099	Woodworkers, All Other
51-8011	Nuclear Power Reactor Operators
51-8012	Power Distributors and Dispatchers
51-8013	Power Plant Operators
51-8021	Stationary Engineers and Boiler Operators
51-8031	Water and Wastewater Treatment Plant and System Operators
51-8091	Chemical Plant and System Operators
51-8092	Gas Plant Operators
51-8093	Petroleum Pump System Operators, Refinery Operators, and Gaugers
51-8099	Plant and System Operators, All Other
51-9011	Chemical Equipment Operators and Tenders
51-9012	Separating, Filtering, Clarifying, Precipitating, and Still Machine Setters, Operators, and Tenders
51-9021	Crushing, Grinding, and Polishing Machine Setters, Operators, and Tenders
51-9022	Grinding and Polishing Workers, Hand
51-9023	Mixing and Blending Machine Setters, Operators, and Tenders
51-9031	Cutters and Trimmers, Hand
51-9032	Cutting and Slicing Machine Setters, Operators, and Tenders

51-9041	Extruding, Forming, Pressing, and Compacting Machine Setters, Operators, and Tenders
51-9051	Furnace, Kiln, Oven, Drier, and Kettle Operators and Tenders
51-9061	Inspectors, Testers, Sorters, Samplers, and Weighers
51-9071	Jewelers and Precious Stone and Metal Workers
51-9081	Dental Laboratory Technicians
51-9082	Medical Appliance Technicians
51-9083	Ophthalmic Laboratory Technicians
51-9111	Packaging and Filling Machine Operators and Tenders
51-9121	Coating, Painting, and Spraying Machine Setters, Operators, and Tenders
51-9122	Painters, Transportation Equipment
51-9123	Painting, Coating, and Decorating Workers
51-9141	Semiconductor Processors
51-9151	Photographic Process Workers and Processing Machine Operators
51-9191	Adhesive Bonding Machine Operators and Tenders
51-9192	Cleaning, Washing, and Metal Pickling Equipment Operators and Tenders
51-9193	Cooling and Freezing Equipment Operators and Tenders
51-9194	Etchers and Engravers
51-9195	Molders, Shapers, and Casters, Except Metal and Plastic
51-9196	Paper Goods Machine Setters, Operators, and Tenders
51-9197	Tire Builders
51-9198	Helpers--Production Workers
51-9199	Production Workers, All Other
53-1011	Aircraft Cargo Handling Supervisors
53-1021	First-Line Supervisors of Helpers, Laborers, and Material Movers, Hand
53-1031	First-Line Supervisors of Transportation and Material-Moving Machine and Vehicle Operators
53-2011	Airline Pilots, Copilots, and Flight Engineers
53-2012	Commercial Pilots
53-2021	Air Traffic Controllers

53-2022	Airfield Operations Specialists
53-2031	Flight Attendants
53-3011	Ambulance Drivers and Attendants, Except Emergency Medical Technicians
53-3021	Bus Drivers, Transit and Intercity
53-3022	Bus Drivers, School or Special Client
53-3031	Driver/Sales Workers
53-3032	Heavy and Tractor-Trailer Truck Drivers
53-3033	Light Truck or Delivery Services Drivers
53-3041	Taxi Drivers and Chauffeurs
53-3099	Motor Vehicle Operators, All Other
53-4011	Locomotive Engineers
53-4012	Locomotive Firers
53-4013	Rail Yard Engineers, Dinkey Operators, and Hostlers
53-4021	Railroad Brake, Signal, and Switch Operators
53-4031	Railroad Conductors and Yardmasters
53-4041	Subway and Streetcar Operators
53-4099	Rail Transportation Workers, All Other
53-5011	Sailors and Marine Oilers
53-5021	Captains, Mates, and Pilots of Water Vessels
53-5022	Motorboat Operators
53-5031	Ship Engineers
53-6011	Bridge and Lock Tenders
53-6021	Parking Lot Attendants
53-6031	Automotive and Watercraft Service Attendants
53-6041	Traffic Technicians
53-6051	Transportation Inspectors
53-6061	Transportation Attendants, Except Flight Attendants
53-6099	Transportation Workers, All Other
53-7011	Conveyor Operators and Tenders

53-7021	Crane and Tower Operators
53-7031	Dredge Operators
53-7032	Excavating and Loading Machine and Dragline Operators
53-7033	Loading Machine Operators, Underground Mining
53-7041	Hoist and Winch Operators
53-7051	Industrial Truck and Tractor Operators
53-7061	Cleaners of Vehicles and Equipment
53-7062	Laborers and Freight, Stock, and Material Movers, Hand
53-7063	Machine Feeders and Offbearers
53-7064	Packers and Packagers, Hand
53-7071	Gas Compressor and Gas Pumping Station Operators
53-7072	Pump Operators, Except Wellhead Pumpers
53-7073	Wellhead Pumpers
53-7081	Refuse and Recyclable Material Collectors
53-7111	Mine Shuttle Car Operators
53-7121	Tank Car, Truck, and Ship Loaders
53-7199	Material Moving Workers, All Other
55-9999	Military occupations
99-9999	Unclassified Occupation

Appendix B - Data Sources and Calculations

Occupation Data

EMSI occupation employment data are based on final EMSI industry data and final EMSI staffing patterns. Wage estimates are based on Occupational Employment Statistics (QCEW and Non-QCEW Employees classes of worker) and the American Community Survey (Self-Employed and Extended Proprietors). Occupational wage estimates also affected by county-level EMSI earnings by industry.

Location Quotient

Location quotient (LQ) is a way of quantifying how concentrated a particular industry, cluster, occupation, or demographic group is in a region as compared to the nation. It can reveal what makes a particular region unique in comparison to the national average.

Job Postings Data

In partnership with EMSI's parent company CareerBuilder and other third party aggregators, EMSI collects its job postings data by scraping approximately 30,000 websites. EMSI then cleans the data and applies a two-step deduplication process to present an estimate of total unique postings. Normalization of data fields is performed using machine-learning technologies, which leverage not just job postings data but also CareerBuilder's extensive database of résumés and profiles.

Institution Data

The institution data in this report is taken directly from the national IPEDS database published by the U.S. Department of Education's National Center for Education Statistics.

Completers Data

The completers data in this report is taken directly from the national IPEDS database published by the U.S. Department of Education's National Center for Education Statistics.

Staffing Patterns Data

The staffing pattern data in this report are compiled from several sources using a specialized process. For QCEW and Non-QCEW Employees classes of worker, sources include Occupational Employment Statistics, the National Industry-Occupation Employment Matrix, and the American Community Survey. For the Self-Employed and Extended Proprietors classes of worker, the primary source is the American Community Survey, with a small amount of information from Occupational Employment Statistics.

Industry Data

EMSI industry data have various sources depending on the class of worker. (1) For QCEW Employees, EMSI primarily uses the QCEW (Quarterly Census of Employment and Wages), with supplemental estimates from County Business Patterns and Current Employment Statistics. (2) Non-QCEW employees data are based on a number of sources including QCEW, Current Employment Statistics, County Business Patterns, BEA State and Local Personal Income reports, the National Industry-Occupation Employment Matrix (NIOEM), the American Community Survey, and Railroad Retirement Board statistics. (3) Self-Employed and Extended Proprietor classes of worker data are primarily based on the American Community Survey, Nonemployer Statistics, and BEA State and Local Personal Income Reports. Projections for QCEW and Non-QCEW Employees are informed by NIOEM and long-term industry projections published by individual states.

State Data Sources

This report uses state data from the following agencies: Alabama Department of Industrial Relations; Alaska Department of Labor and Workforce Development; Arizona Department of Administration, Office of Employment and Population Statistics; Arkansas Department of Workforce Services; California Labor Market Information Department; Colorado Department of Labor and Employment; Connecticut did not provide us with a data source; Delaware Office of Occupational and Labor Market Information; District of Columbia Department of Employment Services; Florida Department of Economic Opportunity; Georgia Department of Labor, Workforce Information and Analysis, Occupational Information Services Unit; Hawaii Department of Labor and Industrial Relations, Research and Statistics Office; Idaho Department of Labor; Illinois Department of Employment Security, Employment Projections; Indiana Department of Workforce Development; Iowa Workforce Development; Kansas Department of Labor, Labor Market Information Services, Kansas Wage Survey; Kentucky Office of Employment and Training; Louisiana Department of Labor; Maine did not provide us with a data source; Maryland Department of Labor, Licensing and Regulation, Office of Labor Market Analysis and Information; Massachusetts Executive Office of Labor and Workforce Development; Michigan Department of Labor and Economic Growth, Bureau of Labor Market Information and Strategic Initiatives; Minnesota Department of Employment and Economic Development; Mississippi Department of Employment Security; Missouri Department of Economic Development; Montana Department of Labor and Industry, Research and Analysis Bureau; Nebraska Workforce Development; Nevada Department of Employment, Training and Rehabilitation, Information Development and Processing Division, Research and Analysis Bureau; New Hampshire Department of Employment Security; New Jersey Department of Labor and Workforce Development; New Mexico Department of Labor, Bureau of Economic Research and Analysis; New York Department of Labor, Division of Research and Statistics; North Carolina Department of Commerce, Labor and Economic Analysis Division; North Dakota Job Service, Labor Market Information Center; Ohio Department of Job and Family Services, Labor Market Information Division; Oklahoma Employment Security Commission; Oregon Employment Department, Oregon Labor Market Information System; Pennsylvania Department of Labor and Industry, Center for Workforce Information and Analysis; Rhode Island did not provide us with a data source; South Carolina Employment Security Commission, Labor Market Information Department; South Dakota Department of Labor, Labor Market Information Division; Tennessee Department of Labor and Workforce Development, Research and Statistics Division; Texas Workforce Commission; Utah Department of Workforce Services; Vermont did not provide us with a data source; Virginia Employment Commission, Economic Information Services; Washington State Employment Security Department, Labor Market and Economic Analysis Branch; West Virginia Bureau of Employment Programs, Research Information & Analysis Division; Wisconsin Department of Workforce Development, Bureau of Workforce Information; Wyoming Department of Employment, Research and Planning